

2007 MAINTENANCE







Lubrication & Maintenance - Sebring

INTERNATIONAL SYMBOLS

DESCRIPTION

INTERNATIONAL SYMBOLS

DaimlerChrysler Corporation uses international symbols to identify engine compartment lubricant and fluid inspection and fill locations. See **Fig. 1**.

	ENGINE OIL		BRAKE FLUID
	AUTOMATIC TRANSMISSION FLUID		POWER STEERING FLUID
	ENGINE COOLANT		WINDSHIELD WASHER FLUID

8097ddb

**Fig. 1: International Symbols**  
 Courtesy of CHRYSLER LLC

PARTS & LUBRICANT RECOMMENDATION

DESCRIPTION

PARTS & LUBRICATION RECOMMENDATIONS

Chassis

## 2007 Chrysler Sebring

2007 MAINTENANCE Lubrication & Maintenance - Sebring

Component	Fluid, Lubricant, or Genuine Part
Steering Gear & Linkage, Ball Joints, Prop Shafts & Yokes, Wheel Bearings	Mopar® Multi-Purpose Lubricant NLGI Grade 2 EP, GC-LB

### Body

Component	Fluid, Lubricant, and Genuine Part
Hinges: Door & Hood Swing Gate	Mopar® Engine Oil Mopar® Multi-Purpose Lube NLGI Grade 2 EP, GC-LB
Latches: Door, Hood/Safety Catch, Swing Gate	Mopar® Multi-Purpose Lube NLGI Grade 2 EP, GC-LB
Seat Regulator & Track	Mopar® Multi-Purpose Lube NLGI Grade 2 EP, GC-LB
Lock Cylinders	Mopar® Lock Cylinder Lube

### FLUID TYPES

When service is required, DaimlerChrysler Corporation recommends that only Mopar® brand parts, lubricants and chemicals be used. Mopar® provides the best engineered products for servicing DaimlerChrysler Corporation vehicles.

Only lubricants bearing designations defined by the following organization should be used to service a DaimlerChrysler Corporation vehicle:

Society of Automotive Engineers (SAE)

American Petroleum Institute (API). See **Fig. 2**

National Lubricating Grease Institute (NLGI)

European Automobile Manufacturers Association (ACEA)

### API QUALITY CLASSIFICATION



**9400-9**

**Fig. 2: API Symbol**  
Courtesy of CHRYSLER LLC

This symbol on the front of an oil container means that the oil has been certified by the American Petroleum Institute (API) to meet all the lubrication requirements specified by DaimlerChrysler Corporation.

#### **GEAR LUBRICANTS**

SAE ratings also apply to multigrade gear lubricants. In addition, API classification defines the lubricant's usage, such as API GL-5 and SAE 75W-90.

#### **FLUID TYPES**

##### **DESCRIPTION**

##### **FLUID TYPES**

The information in here is for Flexible Fuel Vehicles (FFV) only. These vehicles can be identified by the unique Fuel Filler Door Label that states **Ethanol (E-85)** or

## 2007 Chrysler Sebring

2007 MAINTENANCE Lubrication & Maintenance - Sebring

**Unleaded Gasoline Only.** This information only covers those subjects that are unique to these vehicles. Please refer to the other articles for information on features that are common between Flexible Fuel and gasoline only powered vehicles.

**CAUTION: Only vehicles with the E-85 fuel filler door label can operate on E-85.**

### Ethanol Fuel (E-85)

E-85 is a mixture of approximately 85% fuel ethanol and 15% unleaded gasoline.

**WARNING: Ethanol vapors are extremely flammable and could cause serious personal injury. Never have any smoking materials lit in or near the vehicle when removing the fuel filler tube cap (gas cap) or filling the tank. Do not use E-85 as a cleaning agent and never use it near an open flame.**

### Fuel Requirements

The vehicle will operate on both unleaded gasoline with an octane rating of 87, or E-85 fuel, or any mixture of these two.

For best results, a refueling pattern that alternates between E-85 and unleaded gasoline should be avoided. When you do switch fuels, it is recommended that

- you do not switch when the fuel gauge indicates less than 1/4 full
- you do not add less than 5 gallons when refueling
- you operate the vehicle immediately after refueling for a period of at least 5 minutes

Observing these precautions will avoid possible hard starting and/or significant deterioration in driveability during warm up.

**NOTE: When the ambient temperature is above 90°F (32 C), you may experience hard starting and rough idle following start**

## 2007 Chrysler Sebring

2007 MAINTENANCE Lubrication & Maintenance - Sebring

**up even if the above recommendations are followed.**

### Engine Oil Selection for Operating on E-85

If vehicle operates on E-85 fuel either full or part-time, use only Mopar® Flexible Fuel 5W-30 engine oil or an equivalent that meets DaimlerChrysler Standard MS-9214. Equivalent commercial Flexible Fuel engine oils may be labeled as Multi-Fuel, Variable Fuel, Flexible Fuel, etc. These engine oils may be satisfactory if they meet the DaimlerChrysler Standard.

SAE 5W-30 engine oil is preferred for use in Flexible Fuel engines.

**CAUTION: If Flexible Fuel engine oil is not used when using E-85 fuel, engine wear or damage may result.**

### Engine Oil Selection for Operating on Gasoline

If you operate the vehicle on regular unleaded gasoline **ONLY**, use Mopar® oil or an equivalent that meets certified API (American Petroleum Institute) quality.

### Starting

The characteristics of E-85 fuel make it unsuitable for use when ambient temperatures fall below 0°F (-17°C). In the range of 0°F (-17°C) to 32°F (0°C), you may experience an increase in the time it takes for your engine to start, and a deterioration in driveability (sags and/or hesitations) until the engine is fully warmed up.

### Cruising Range

Because E-85 fuel contains less energy per gallon than gasoline, you will experience an increase in fuel consumption. You can expect your MPG and your driving range to decrease by about 30% compared to gasoline operation.

### Replacement Parts

Many components in your Flexible Fuel Vehicle (FFV) are designed to be compatible with ethanol. Always be sure that your vehicle is serviced with correct ethanol compatible parts.

**CAUTION: Replacing fuel system components with non-ethanol compatible components can damage your vehicle and may void the warranty.**

Maintenance

If you operate the vehicle using E-85 fuel, follow Schedule "B".

ENGINE COOLANT

GAS ENGINES

**WARNING: Antifreeze is an ethylene glycol based coolant and is harmful if swallowed or inhaled. If swallowed, drink two glasses of water and induce vomiting. If inhaled, move to fresh air area. Seek medical attention immediately. Do not store in open or unmarked containers. Wash skin and clothing thoroughly after coming in contact with ethylene glycol. Keep out of reach of children. Dispose of glycol based coolant properly, contact your government agency for location of collection center in your area. Do not open a cooling system when the engine is at operating temperature or hot under pressure, personal injury can result. Avoid radiator cooling fan when engine compartment related service is performed, personal injury can result.**

**CAUTION: Use of Propylene Glycol based coolants is not recommended, as they provide less freeze protection and less boiling protection.**

The cooling system is designed around the coolant. The coolant must accept heat from engine metal, in the cylinder head area near the exhaust valves and engine block. Then coolant carries the heat to the radiator where the tube/fin radiator can transfer the heat to the air.

## 2007 Chrysler Sebring

2007 MAINTENANCE Lubrication & Maintenance - Sebring

The use of aluminum cylinder blocks, cylinder heads, and water pumps requires special corrosion protection. Mopar® Antifreeze/Coolant, 5 Year/100,000 Mile Formula (MS-9769), or the equivalent ethylene glycol based coolant with hybrid organic corrosion inhibitors (called HOAT, for Hybrid Organic Additive Technology) is recommended. This coolant offers the best engine cooling without corrosion when mixed with 50% Ethylene Glycol and 50% distilled water to obtain a freeze point of -37°C (-35°F). If it loses color or becomes contaminated, drain, flush, and replace with fresh properly mixed coolant solution.

The green coolant **MUST NOT BE MIXED** with the orange or magenta coolants. When replacing coolant the complete system flush must be performed before using the replacement coolant.

**CAUTION: Mopar® Antifreeze/Coolant, 5 Year/100,000 Mile Formula (MS-9769) may not be mixed with any other type of antifreeze. Doing so will reduce the corrosion protection and may result in premature water pump seal failure. If non-HOAT coolant is introduced into the cooling system in an emergency, it should be replaced with the specified coolant as soon as possible.**

### DIESEL ENGINE

**CAUTION: Use of Propylene Glycol based coolants is not recommended, as they provide less freeze protection and less boiling protection.**

The cooling system is designed around the coolant. The coolant must accept heat from engine metal, in the cylinder head area near the exhaust valves and engine block. Then coolant carries the heat to the radiator where the tube/fin radiator can transfer the heat to the air.

The use of aluminum cylinder blocks, cylinder heads, and water pumps requires special corrosion protection. Glysantin G 30-91 Antifreeze/Coolant, 5 Year/150,000 Mile Formula (ASTM D3306), or the equivalent ethylene glycol based coolant. This coolant offers the best engine cooling without corrosion when mixed with 50%

## 2007 Chrysler Sebring

2007 MAINTENANCE Lubrication & Maintenance - Sebring

coolant and 50% distilled water to obtain a freeze point of  $-36^{\circ}\text{C}$  ( $-34^{\circ}\text{F}$ ). It is dyed purple to distinguish its unique chemistry from traditional green and yellow silicate coolants. If it loses color or becomes contaminated, drain, flush, and replace with fresh properly mixed coolant solution.

The purple coolant **MUST NOT BE MIXED** with the orange, green or magenta coolants. When replacing coolant the complete system flush must be performed before using the replacement coolant.

**CAUTION: Glysantin G 30-91 Antifreeze/Coolant, 5 Year/150,000 Mile Formula (ASTM D3306) may not be mixed with any other type of antifreeze. Doing so will reduce the corrosion protection and may result in premature water pump seal failure.**

### FUEL REQUIREMENTS

Your engine is designed to meet all emissions regulations and provide excellent fuel economy and performance when using high quality unleaded gasoline having an octane rating of 87. The use of premium gasoline is not recommended. The use of premium gasoline will provide no benefit over high quality regular gasoline, and in some circumstances may result in poorer performance.

Light spark knock at low engine speeds is not harmful to your engine. However, continued heavy spark knock at high speeds can cause damage and immediate service is required. Engine damage resulting from operation with a heavy spark knock may not be covered by the new vehicle warranty.

Poor quality gasoline can cause problems such as hard starting, stalling and hesitations. If you experience these symptoms, try another brand of gasoline before considering service for the vehicle.

Over 40 auto manufacturers world-wide have issued and endorsed consistent gasoline specifications (the Worldwide Fuel Charter, WWFC) to define fuel properties necessary to deliver enhanced emissions, performance and durability for your vehicle. DaimlerChrysler recommends the use of gasolines that meet the WWFC specifications if they are available.



## 2007 Chrysler Sebring

2007 MAINTENANCE Lubrication & Maintenance - Sebring

### REFORMULATED GASOLINE

Many areas of the country require the use of cleaner burning gasoline referred to as "reformulated" gasoline. Reformulated gasoline contain oxygenates, and are specifically blended to reduce vehicle emissions and improve air quality.

DaimlerChrysler strongly supports the use of reformulated gasoline. Properly blended reformulated gasoline will provide excellent performance and durability for the engine and fuel system components.

### GASOLINE/OXYGENATE BLENDS

Some fuel suppliers blend unleaded gasoline with oxygenates such as 10% ethanol, MTBE, and ETBE. Oxygenates are required in some areas of the country during the winter months to reduce carbon monoxide emissions. Fuels blended with these oxygenates may be used in your vehicle.

**CAUTION: DO NOT use gasoline containing METHANOL.  
Gasoline containing methanol may damage critical  
fuel system components.**

### MMT IN GASOLINE

MMT is a manganese-containing metallic additive that is blended into some gasoline to increase octane. Gasoline blended with MMT provide no performance advantage beyond gasoline of the same octane number without MMT. Gasoline blended with MMT reduce spark plug life and reduce emission system performance in some vehicles. DaimlerChrysler recommends that gasoline free of MMT be used in your vehicle. The MMT content of gasoline may not be indicated on the gasoline pump; therefore, you should ask your gasoline retailer whether or not his/her gasoline contains MMT.

It is even more important to look for gasoline without MMT in Canada because MMT can be used at levels higher than allowed in the United States. MMT is prohibited in Federal and California reformulated gasoline.

### SULFUR IN GASOLINE

If you live in the northeast United States, your vehicle may have been designed to

meet California low emission standards with Cleaner-Burning California reformulated gasoline with low sulfur. If such fuels are not available in states adopting California emission standards, your vehicles will operate satisfactorily on fuels meeting federal specifications, but emission control system performance may be adversely affected. Gasoline sold outside of California is permitted to have higher sulfur levels which may affect the performance of the vehicle's catalytic converter. This may cause the Malfunction Indicator Lamp (MIL), Check Engine or Service Engine Soon light to illuminate. DaimlerChrysler recommends that you try a different brand of unleaded gasoline having lower sulfur to determine if the problem is fuel related prior to returning your vehicle to an authorized dealer for service.

**CAUTION: If the Malfunction Indicator Lamp (MIL), Check Engine or Service Engine Soon light is flashing, immediate service is required; see ELECTRONIC CONTROL MODULES - SERVICE INFORMATION for On-Board Diagnostics system information.**

#### MATERIALS ADDED TO FUEL

All gasoline sold in the United States and Canada are required to contain effective detergent additives. Use of additional detergents or other additives is not needed under normal conditions.

#### FUEL SYSTEM CAUTIONS

**CAUTION: Follow these guidelines to maintain your vehicle's performance:**

The use of leaded gas is prohibited by Federal law. Using leaded gasoline can impair engine performance, damage the emission control system, and could result in loss of warranty coverage.

An out-of-tune engine, or certain fuel or ignition malfunctions, can cause the catalytic converter to overheat. If you notice a pungent burning odor or some light smoke, your engine may be out of tune or malfunctioning and may require immediate service.

When pulling a heavy load or driving a fully loaded vehicle when the humidity

## 2007 Chrysler Sebring

2007 MAINTENANCE Lubrication & Maintenance - Sebring

is low and the temperature is high, use a premium unleaded fuel to help prevent spark knock. If spark knock persists, lighten the load, or engine piston damage may result.

The use of fuel additives which are now being sold as octane enhancers is not recommended. Most of these products contain high concentrations of methanol. Fuel system damage or vehicle performance problems resulting from the use of such fuels or additives is not the responsibility of DaimlerChrysler Corporation and may not be covered under the new vehicle warranty.

**NOTE: Intentional tampering with emissions control systems can result in civil penalties being assessed against you.**

### TRANSMISSION FLUID

**NOTE: All transaxles have a common transmission and differential sump. Filling the transaxle accommodates the differential as well.**

Mopar ® ATF+4 (Automatic Transmission Fluid) is required in the automatic and T355/BG6 manual transaxles. Substitute fluids can induce torque converter clutch shudder, or premature geartrain failure.

Mopar ® ATF+4 (Automatic Transmission Fluid) when new is red in color. The ATF is dyed red so it can be identified from other fluids used in the vehicle such as engine oil or antifreeze. The red color is not permanent and is not an indicator of fluid condition. As the vehicle is driven, the ATF will begin to look darker in color and may eventually become brown. **This is normal.** ATF+4 also has a unique odor that may change with age. Consequently, **odor and color cannot be used to indicate the fluid condition or the need for a fluid change.**

### FLUID ADDITIVES

DaimlerChrysler strongly recommends against the addition of any fluids to the transmission, other than those automatic transmission fluids listed above. Exceptions to this policy are the use of special dyes to aid in detecting fluid leaks.

Various "special" additives and supplements exist that claim to improve shift feel

## 2007 Chrysler Sebring

2007 MAINTENANCE Lubrication & Maintenance - Sebring

and/or quality. These additives and others also claim to improve converter clutch operation and inhibit overheating, oxidation, varnish, and sludge. These claims have not been supported to the satisfaction of DaimlerChrysler and these additives **must not be used**. The use of transmission "sealers" should also be avoided, since they may adversely affect the integrity of transmission seals.

### POWER STEERING FLUID

The recommended fluid for the power steering system is Mopar® Power Steering fluid + 4 or Mopar® ATF+4 Automatic Transmission Fluid. Both Fluids have the same material standard specifications (MS-9602).

Mopar® ATF+4 (and Mopar® Power Steering fluid + 4), when new, is red in color. ATF+4 is dyed red so it can be identified from other fluids used in the vehicle such as engine oil or antifreeze. The red color is not permanent and is not an indicator of fluid condition. As the vehicle is driven, ATF+4 will begin to look darker in color and may eventually become brown. **THIS IS NORMAL** . ATF+4 also has a unique odor that may change with age. Consequently, odor and color cannot be used to indicate the fluid condition or the need for a fluid change.

The power steering system is filled-for-life at the factory and requires no regular maintenance. Although not required at specific intervals, the fluid level may be checked periodically. Check the fluid level anytime there is a system noise or fluid leak suspected. Refer to **STANDARD PROCEDURE** .

### A/C REFRIGERANT

The refrigerant used in this air conditioning system is a HydroFluoroCarbon (HFC), type R-134a. Unlike R-12, which is a ChloroFluoroCarbon (CFC), R-134a refrigerant does not contain ozone-depleting chlorine. R-134a refrigerant is a non-toxic, non-flammable, clear and colorless liquefied gas.

**CAUTION: R-134a refrigerant is not compatible with R-12 refrigerant in an A/C system. Even a small amount of R-12 refrigerant added to an R-134a refrigerant system will cause A/C compressor failure.**

The A/C refrigerant system is filled-for-life at the factory and requires no regular

## 2007 Chrysler Sebring

2007 MAINTENANCE Lubrication & Maintenance - Sebring

maintenance. Although not required at specific intervals, the charge level should be checked if system performance deteriorates or if a noise or leak is suspected. Refer to **DIAGNOSIS AND TESTING** .

### ENGINE OIL-DIESEL ENGINE

**WARNING: New or used engine oil can be irritating to the skin. Avoid prolonged or repeated skin contact with engine oil. Contaminants in used engine oil, caused by internal combustion, can be hazardous to your health. Thoroughly wash exposed skin with soap and water. Do not wash skin with gasoline, diesel fuel, thinner, or solvents, health problems can result. Do not pollute, dispose of used engine oil properly. Contact your dealer or government agency for location of collection center in your area.**

When service is required, DaimlerChrysler Corporation recommends that only Mopar ® brand parts, lubricants and chemicals be used. Mopar ® provides the best engineered products for servicing DaimlerChrysler Corporation vehicles.

Only lubricants bearing designations defined by the following organization should be used.

Society of Automotive Engineers (SAE)

American Petroleum Institute (API)

National Lubricating Grease Institute (NLGI)

Association des Constructeurs Europeens d' Automobiles (European Automobile Manufacturers Association) (ACEA)

### API SERVICE GRADE CERTIFIED

Use an engine oil that is API Certified. MOPAR ® provides engine oils, that meet or exceed this requirement.

### SAE VISCOSITY GRADE

Use only synthetic engine oil that conforms to ACEA A3/B4/C3 that is approved to

## 2007 Chrysler Sebring

2007 MAINTENANCE Lubrication & Maintenance - Sebring

MB 229.31 is recommended for all operating temperatures. This engine oil is a low ash product that improves low temperature starting and vehicle fuel economy.

### DISPOSING OF USED ENGINE OIL

Care should be taken in disposing of the used engine oil from your vehicle. Used oil, indiscriminately discarded, can present a problem to the environment. Contact your local authorized dealer, service station, or governmental agency for advice on how and where used oil can be safely discarded in your area.

### ENGINE OIL ADDITIVES/SUPPLEMENTS

The manufacturer **does not recommend** the addition of any engine oil additives/supplements to the specified engine oil. Engine oil additives/supplements should not be used to enhance engine oil performance. Engine oil additives/supplements should not be used to extend engine oil change intervals. No additive is known to be safe for engine durability and can degrade emission components. Additives can contain undesirable materials that harm the long term durability of engines by:

Doubling the level of Phosphorus in the engine oil. The ILSAC (International Lubricant Standard Approval Committee) GF-2 and GF-3 standards require that engine oil contain no more than 0.10% Phosphorus to protect the vehicles emissions performance. Addition of engine oil additives/supplements can poison, from the added sulfur and phosphorus, catalysts and hinder efforts to guarantee emissions performance to 80,000 miles.

Altering the viscosity characteristics of the engine oil so that it no longer meets the requirements of the specified viscosity grade.

Creating potential for an undesirable additive compatibility interaction in the engine crankcase. Generally it is not desirable to mix additive packages from different suppliers in the crankcase; there have been reports of low temperature engine failures caused by additive package incompatibility with such mixtures.

### BRAKE FLUID

The brake fluid used in this vehicle must conform to DOT 3 specifications and SAE J1703 standards. No other type of brake fluid is recommended or approved for usage in the vehicle brake system. Use only Mopar® Brake Fluid or equivalent

from a tightly sealed container.

**CAUTION:** Never use reclaimed brake fluid or fluid from a container which has been left open. An open container of brake fluid will absorb moisture from the air and contaminate the fluid.

**CAUTION:** Never use any type of a petroleum-based fluid in the brake hydraulic system. Use of such type fluids will result in seal damage of the vehicle brake hydraulic system causing a failure of the vehicle brake system. Petroleum based fluids would be items such as engine oil, transmission fluid, power steering fluid, etc.

#### ENGINE OIL

**WARNING:** New or used engine oil can be irritating to the skin. Avoid prolonged or repeated skin contact with engine oil. Contaminants in used engine oil, caused by internal combustion, can be hazardous to your health. Thoroughly wash exposed skin with soap and water. Do not wash skin with gasoline, diesel fuel, thinner, or solvents, health problems can result. Do not pollute, dispose of used engine oil properly. Contact your government agency for location of collection center in your area.

When service is required, DaimlerChrysler Corporation recommends that only Mopar ® brand parts, lubricants and chemicals be used. Mopar ® provides the best engineered products for servicing DaimlerChrysler Corporation vehicles.

Only lubricants bearing designations defined by the following organization should be used:

Society of Automotive Engineers (SAE)

American Petroleum Institute (API)

National Lubricating Grease Institute (NLGI)

Association des Constructeurs Europeens d' Automobiles (European Automobile Manufacturers Association) (ACEA)

**API CERTIFICATION AND LICENSE SYMBOL**




**9400-9**

**Fig. 3: API Certification Mark**  
**Courtesy of CHRYSLER LLC**

Use an engine oil that is API Certified and Licensed to display the certification mark. MOPAR® provides engine oils that meet or exceed, Material Standard MS-6395 requirement.

SAE VISCOSITY





81364ec7

**Fig. 4: Oil Filler Cap Marked With Preferred Engine Oil Viscosity Grade**  
**Courtesy of CHRYSLER LLC**

These engine oils are designed to improve low temperature starting and vehicle fuel economy. Refer to the engine oil filler cap for the preferred engine oil viscosity grade for each vehicle. SAE viscosity grades are used to specify the correct viscosity oil for an engine. Use only Multi-Viscosity oils. These are specified with a dual SAE viscosity grade which indicates the cold (5W) to hot (20) temperature performance range of the oil. **Refer to your engine oil filler cap for the recommended engine oil viscosity for your vehicle.**

CONTAINER IDENTIFICATION



**9400-9**

**Fig. 5: API Certification Mark**  
Courtesy of CHRYSLER LLC

The Engine Oil Certification Mark was developed and trademarked by the API to refer customers to those engine oils preferred by the automobile manufacturers. This symbol means that the oil has been certified and licensed by the American Petroleum Institute (API). This certification mark will only be found on the front of the oil containers. Those oils that do not display the "Mark" on the front of the container should not be used.

DaimlerChrysler only recommends API Certified engine oils that meet the requirements of Material Standard MS-6395. Use Mopar or an equivalent oil meeting the specification MS-6395.

#### SYNTHETIC ENGINE OILS

There are a number of engine oils being promoted as either synthetic or semi-synthetic. If you choose to use such a product, use **only** those oils that are certified

## 2007 Chrysler Sebring

2007 MAINTENANCE Lubrication & Maintenance - Sebring

by the American Petroleum Institute (API) to display the "Certification Mark" and show SAE viscosity grade recommended for each vehicle. Follow the service schedule that describes your driving type.

### ENGINE OIL ADDITIVES/SUPPLEMENTS

The manufacturer **does not recommend** the addition of any engine oil additives/supplements to the specified engine oil. Engine oil additives/supplements should not be used to enhance engine oil performance. Engine oil additives/supplements should not be used to extend engine oil change intervals. No additive is known to be safe for engine durability and can degrade emission components. Additives can contain undesirable materials that harm the long term durability of engines and emission systems by:

Increasing the level of Phosphorus and Sulfur in the engine oil. The API Certified Engine Oils control the Phosphorus and Sulfur contents of the oil to levels that reduce the contamination effect on the vehicle's emission control system.

Altering the viscosity characteristics of the engine oil so that it no longer meets the requirements of the specified viscosity grade.

Creating potential for an undesirable additive compatibility interaction in the engine crankcase. The engine oils contain a performance additive system carefully developed to optimize the oil's performance in the engine. The addition of supplements may cause the oil to thicken prematurely, cause excessive deposit build-up and potentially shorten engine life.

## FLUID CAPACITIES

### SPECIFICATIONS

### LUBRICATION & MAINTENANCE

DESCRIPTION	SPECIFICATION
FUEL TANK	60.5L (16.0 U.S. Gallons)*
ENGINE OIL	
2.0L Engines with filter	4.3L (4.5 Quarts.)
2.0L Diesel with filter	4.2L (4.5 Quarts.)

## 2007 Chrysler Sebring

2007 MAINTENANCE Lubrication & Maintenance - Sebring

2.4L Engines with filter	4.3L (4.5 Quarts.)
2.7L Engines with filter	5.2L (5.5 Quarts.)
3.5L Engines with filter	5.2L (5.5 Quarts.)
<b>COOLING SYSTEM*</b>	
2.0L Engine***	7.3L (7.7 Quarts.)
2.0L Diesel Engine**	7.3L (7.7 Quarts)
2.4L Engine**	7.3L (7.7 Quarts)
2.7L Engine**	9.3L (9.8 Quarts)
3.5L Engine**	11L (11.6 Quarts)
*Nominal refill capacities are shown. A variation may be observed from vehicle to vehicle due to manufacturing tolerance and refill procedure.	
**Glysantin G 30-91 Coolant	
*** (includes heater and recovery bottle)	
<b>POWER STEERING SYSTEM</b>	
Power steering fluid capacities are dependent on engine/chassis options as well as steering gear/cooler options. Depending on type and size of internal cooler, length and inside diameter of cooler lines, or use of an auxiliary cooler, these capacities may vary. Refer to <b>STEERING SYSTEM</b> for proper fill and bleed procedures.	
A/C REFRIGERANT SYSTEM	0.454 kg (1.0 lbs.)
<b>AUTOMATIC TRANSAXLE</b>	
Automatic Transaxle 41TE/41AE- Estimated Service Fill	3.8L (4.0 Quarts)
Automatic Transaxle 41TE/41AE- Overhaul Capacity with Torque Converter Empty	8.7L (9.2 Quarts)
Automatic Transaxle 62TE- Estimated Service Fill	5.2 L (5.5 Quarts)
Automatic Transaxle 62TE- Overhaul Capacity with Torque Converter Empty	8.5 L (9.0 Quarts)

Dry fill capacity depending on type and size of internal cooler, length and inside diameter of cooler lines, or use of an auxiliary cooler, these figures may

## 2007 Chrysler Sebring

2007 MAINTENANCE Lubrication & Maintenance - Sebring

vary. Refer to **STANDARD PROCEDURE** or **STANDARD PROCEDURE**.

### MANUAL TRANSAXLE

Manual Transaxle - NV T355	2.4 - 2.7L (2.5 - 2.8 Quarts)
Manual Transaxle - BG6	2.0L (2.1 Quarts)

## FLUID FILL/CHECK LOCATIONS

### DESCRIPTION

#### FLUID FILL/CHECK LOCATIONS

The fluid check/fill point locations are located in each applicable service information article.

## LUBRICATION POINTS

### DESCRIPTION

#### LUBRICATION POINTS

Lubrication point locations are located in each applicable location.

## MAINTENANCE SCHEDULES

### DESCRIPTION

#### MAINTENANCE SCHEDULES - EXPORT - GAS - 2.0/2.4L ENGINES - (REST OF WORLD).

To help you have the best driving experience possible, the manufacturer has identified the specific vehicle maintenance service intervals that are required to keep your vehicle operating properly and safely.

DaimlerChrysler recommends that these maintenance intervals be performed at your selling dealer. The technicians at your dealership know your vehicle best, and have access to factory trained information, genuine Mopar parts, and specially designed electronic and mechanical tools that can help prevent future costly repairs.

The maintenance intervals shown should be performed as indicated in this information.

**NOTE: Under no circumstances should oil change intervals exceed 7,500 miles (12 000 km) or 12 months, whichever comes first.**

### **At Each Stop for Fuel**

Check the engine oil level about 5 minutes after a fully warmed engine is shut off. Checking the oil level while the vehicle is on level ground will improve the accuracy of the oil level reading. Add oil only when the level is at or below the ADD or MIN mark.

Check the windshield washer solvent and add if required.

### **Once a Month**

Check tire pressure and look for unusual wear or damage.

Inspect the battery and clean and tighten the terminals as required.

Check the fluid levels of coolant reservoir, brake master cylinder, power steering and transmission and add as needed.

Check all lights and other electrical items for correct operation.

### **At Each Oil Change**

Change the engine oil filter.

Inspect the brake hoses and lines.

Check the Manual Transmission fluid level.

**CAUTION: Failure to perform the required maintenance items may result in damage to the vehicle.**

#### **SEVERE DUTY**

If your vehicle is operated under the Severe Duty conditions listed below change your engine oil and filter every 3,000 miles (5 000 km) or 3 months as indicated in the Maintenance Schedule.

Stop and go driving.

## 2007 Chrysler Sebring

2007 MAINTENANCE Lubrication & Maintenance - Sebring

Driving in dusty conditions.

Short trips of less than 16 km (10 miles).

Trailer towing.

Taxi, police, or delivery service (commercial service).

Off-road or desert operation.

### REQUIRED MAINTENANCE INTERVALS

Maintenance Items	<b>Perform Maintenance Every</b>		
	(Where time and mileage are listed, follow the interval that occurs first.)		
	Miles	Kilometers	or Months
- Change the engine oil and engine oil filter if using your vehicle under any of the severe duty conditions: <b>Short trips, stop and go driving, dusty or off-road conditions, police, taxi, fleet, or frequent trailer towing.</b>	3,000	5 000	3
- Change the engine oil and engine oil filter if your vehicle is NOT operated under any of the conditions listed under <b>Severe Duty.</b>	7,500	12 000	6
Rotate Tires.	7,500	12 000	12
If using your vehicle for any of the following: Dusty or off-road conditions. Inspect the engine air cleaner filter, replace if necessary.	15,000	24 000	12
Inspect the brake linings, replace if necessary.	15,000	24 000	12

## 2007 Chrysler Sebring

2007 MAINTENANCE Lubrication & Maintenance - Sebring

Replace the air conditioning filter.	15,000	24 000	12
Inspect the CV Joints. Perform the first inspection at 15,000 miles (24 000 km) or 12 months.	22,500	36 000	18
Inspect Exhaust System. Perform the first inspection at 15,000 miles (24 000 km) or 12 months.	22,500	36 000	18
Inspect the front suspension, tie rod ends and boot seals, replace if necessary.	22,500	36 000	18
Replace the engine air cleaner filter.	30,000	50 000	30
Change the manual transmission fluid if using your vehicle for any of the following: trailer towing, snow plowing, heavy loading, taxi, police, delivery service (commercial service), off-road, desert operation or more than 50% of your driving is at sustained high speeds during hot weather, above 90 F (32 C).	30,000	50 000	30
<b>Replace the spark plugs on 2.4L engine.</b>	30,000	50 000	30
Inspect and adjust the power steering pump belt tension on 2.4L engines.	30,000	50 000	30
Inspect the generator belt on 2.4L engines, replace if necessary.	30,000	50 000	30



## 2007 Chrysler Sebring

2007 MAINTENANCE Lubrication & Maintenance - Sebring

Change the manual transmission fluid if using your vehicle for any of the following: trailer towing, snow plowing, heavy loading, taxi, police, delivery service (commercial service), off-road, desert operation or more than 50% of your driving is at sustained high speeds during hot weather, above 90 F (32 C).	45,000	72 000	36
Change the automatic transmission fluid & filter if using your vehicle for any of the following: police, taxi, fleet or frequent trailer towing.	60,000	100 000	60
Change the manual transmission fluid if using your vehicle for any of the following: trailer towing, snow plowing, heavy loading, taxi, police, delivery service (commercial service), off-road, desert operation or more than 50% of your driving is at sustained high speeds during hot weather, above 90 F (32 C).	60,000	100 000	60
<b>Inspect and replace PCV valve if necessary.</b>	90,000	150 000	90
Flush and replace the engine coolant.	102,000	170 000	60
Replace the generator belt on 2.4L engine.	102,000	170 000	102
<b>Replace the timing belt on 2.4L engine.</b>	102,000	170 000	102

## 2007 Chrysler Sebring

2007 MAINTENANCE Lubrication & Maintenance - Sebring

Change the automatic transmission fluid & filter.	120,000	200 000	120
Replace Accessory Drive Belt (s) on 2.4L World engines.	120,000	200 000	120

**WARNING: You can be badly injured working on or around a motor vehicle. Do only that service work for which you have the knowledge and the right equipment. If you have any doubt about your ability to perform a service job, take your vehicle to a competent mechanic.**

### MAINTENANCE SCHEDULES - EXPORT - GAS - 2.7L ENGINES

To help you have the best driving experience possible, the manufacturer has identified the specific vehicle maintenance service intervals that are required to keep your vehicle operating properly and safely.

DaimlerChrysler recommends that these maintenance intervals be performed at your selling dealer. The technicians at your dealership know your vehicle best, and have access to factory trained information, genuine Mopar parts, and specially designed electronic and mechanical tools that can help prevent future costly repairs.

The maintenance intervals shown should be performed as indicated in this information.

**NOTE: Under no circumstances should oil change intervals exceed 7,500 miles (12 000 km) or 12 months, whichever comes first.**

### At Each Stop for Fuel

Check the engine oil level about 5 minutes after a fully warmed engine is shut off. Checking the oil level while the vehicle is on level ground will improve the accuracy of the oil level reading. Add oil only when the level is at or below the ADD or MIN mark.

## 2007 Chrysler Sebring

2007 MAINTENANCE Lubrication & Maintenance - Sebring

Check the windshield washer solvent and add if required.

### Once a Month

Check tire pressure and look for unusual wear or damage.

Inspect the battery and clean and tighten the terminals as required.

Check the fluid levels of coolant reservoir, brake master cylinder, power steering and transmission and add as needed.

Check all lights and other electrical items for correct operation.

### At Each Oil Change

Change the engine oil filter.

Inspect the brake hoses and lines.

Check the Manual Transmission fluid level.

**CAUTION: Failure to perform the required maintenance items may result in damage to the vehicle.**

If your vehicle is operated under the Severe Duty conditions listed below change your engine oil and filter every 3,000 miles (5 000 km) or 3 months as indicated in the Maintenance Schedule.

Stop and go driving.

Driving in dusty conditions.

Short trips of less than 16 km (10 miles).

Trailer towing.

Taxi, police, or delivery service (commercial service).

Off-road or desert operation.

### REQUIRED MAINTENANCE INTERVALS

-	<b>Perform Maintenance Every</b> <b>(Where time and mileage are listed, follow the interval that occurs first.)</b>
---	--

## 2007 Chrysler Sebring

2007 MAINTENANCE Lubrication & Maintenance - Sebring

Maintenance Items	Miles	Kilometers	or Months
Change the engine oil and engine oil filter if using your vehicle under any of the severe duty conditions: <b>Short trips, stop and go driving, dusty or off-road conditions, police, taxi, fleet, or frequent trailer towing.</b>	3,000	5 000	3
-	or	or	or
Change the engine oil and engine oil filter if your vehicle is NOT operated under any of the conditions listed under <b>Severe Duty.</b>	7,500	12 000	6
Rotate Tires.	7,500	12 000	12
If using your vehicle for any of the following: Dusty or off-road conditions. Inspect the engine air cleaner filter, replace if necessary.	15,000	24 000	12
Inspect the brake linings, replace if necessary.	15,000	24 000	12
Replace the air conditioning filter.	15,000	24 000	12
Inspect the CV Joints. Perform the first inspection at 15,000 miles (24 000 km) or 12 months.	22,500	36 000	18
Inspect Exhaust System. Perform the first inspection at 15,000 miles (24 000 km) or 12 months.	22,500	36 000	18
Inspect the front suspension, tie			

## 2007 Chrysler Sebring

2007 MAINTENANCE Lubrication & Maintenance - Sebring

rod ends and boot seals, replace if necessary.	22,500	36 000	18
Replace the engine air cleaner filter.	30,000	50 000	30
Change the manual transmission fluid if using your vehicle for any of the following: trailer towing, snow plowing, heavy loading, taxi, police, delivery service (commercial service), off-road, desert operation or more then 50% of your driving is at sustained high speeds during hot weather, above 90 F (32 C).	30,000	50 000	30
Change the manual transmission fluid if using your vehicle for any of the following: trailer towing, snow plowing, heavy loading, taxi, police, delivery service (commercial service), off-road, desert operation or more then 50% of your driving is at sustained high speeds during hot weather, above 90 F (32 C).	45,000	72 000	36
Change the automatic transmission fluid & filter if using your vehicle for any of the following: police, taxi, fleet or frequent trailer towing.	60,000	100 000	60
Change the manual transmission fluid if using your vehicle for any of the following: trailer towing, snow			

## 2007 Chrysler Sebring

2007 MAINTENANCE Lubrication & Maintenance - Sebring

plowing, heavy loading, taxi, police, delivery service (commercial service), off-road, desert operation or more then 50% of your driving is at sustained high speeds during hot weather, above 90 F (32 C).	60,000	100 000	60
<b>Inspect and replace PCV valve if necessary.</b>	90,000	150 000	90
Flush and replace the engine coolant.	102,000	170 000	60
<b>Replace the spark plugs on 2.7L engine.</b>	102,000	170 000	102
Change the automatic transmission fluid & filter.	120,000	200 000	120
Replace Accessory Drive Belt (s) on 2.7L engines.	120,000	200 000	120

**WARNING: You can be badly injured working on or around a motor vehicle. Do only that service work for which you have the knowledge and the right equipment. If you have any doubt about your ability to perform a service job, take your vehicle to a competent mechanic.**

MAINTENANCE SCHEDULES - EXPORT - GAS - 2.0/2.4L ENGINES - EUROPE, MIDDLE EAST.

To help you have the best driving experience possible, the manufacturer has identified the specific vehicle maintenance service intervals that are required to keep your vehicle operating properly and safely.

DaimlerChrysler recommends that these maintenance intervals be performed at your selling dealer. The technicians at your dealership know your vehicle best, and have access to factory trained information, genuine Mopar parts, and specially designed electronic and mechanical tools that can help prevent future costly repairs.

## 2007 Chrysler Sebring

2007 MAINTENANCE Lubrication & Maintenance - Sebring

The maintenance intervals shown should be performed as indicated in this information.

**NOTE: Under no circumstances should oil change intervals exceed 7,500 miles (12 000 km) or 12 months, whichever comes first.**

### At Each Stop for Fuel

Check the engine oil level about 5 minutes after a fully warmed engine is shut off. Checking the oil level while the vehicle is on level ground will improve the accuracy of the oil level reading. Add oil only when the level is at or below the ADD or MIN mark.

Check the windshield washer solvent and add if required.

### Once a Month

Check tire pressure and look for unusual wear or damage.

Inspect the battery and clean and tighten the terminals as required.

Check the fluid levels of coolant reservoir, brake master cylinder, power steering and transmission and add as needed.

Check all lights and other electrical items for correct operation.

### At Each Oil Change

Change the engine oil filter.

Inspect the brake hoses and lines.

Check the Manual Transmission fluid level.

**CAUTION: Failure to perform the required maintenance items may result in damage to the vehicle.**

If your vehicle is operated under the Severe Duty conditions listed below change your engine oil and filter every 3,000 miles (5 000 km) or 3 months as indicated in the Maintenance Schedule.

## 2007 Chrysler Sebring

2007 MAINTENANCE Lubrication & Maintenance - Sebring

Stop and go driving.

Driving in dusty conditions.

Short trips of less than 16 km (10 miles).

Trailer towing.

Taxi, police, or delivery service (commercial service).

Off-road or desert operation.

### REQUIRED MAINTENANCE INTERVALS

Maintenance Items	Perform Maintenance Every (Where time and mileage are listed, follow the interval that occurs first.)		
	Miles	Kilometers	or Months
Change the engine oil and engine oil filter if using your vehicle under any of the severe duty conditions: <b>Short trips, stop and go driving, dusty or off-road conditions, police, taxi, fleet, or frequent trailer towing.</b>	3,000	5 000	3
Change the engine oil and engine oil filter if your vehicle is NOT operated under any of the conditions listed under <b>Severe Duty.</b>	7,500	12 000	12
Rotate Tires.	7,500	12 000	12
If using your vehicle for any of the following: Dusty or off-road conditions. Inspect the engine air cleaner filter, replace if necessary.	15,000	24 000	12
Inspect the brake linings,			



## 2007 Chrysler Sebring

2007 MAINTENANCE Lubrication & Maintenance - Sebring

replace if necessary.	15,000	24 000	12
Replace the air conditioning filter.	15,000	24 000	12
Inspect the CV Joints. Perform the first inspection at 15,000 miles (24 000 km) or 12 months.	22,500	36 000	18
Inspect Exhaust System. Perform the first inspection at 15,000 miles (24 000 km) or 12 months.	22,500	36 000	18
Inspect the front suspension, tie rod ends and boot seals, replace if necessary.	22,500	36 000	18
Replace the engine air cleaner filter.	30,000	50 000	30
Change the manual transmission fluid if using your vehicle for any of the following: trailer towing, snow plowing, heavy loading, taxi, police, delivery service (commercial service), off-road, desert operation or more than 50% of your driving is at sustained high speeds during hot weather, above 90 F (32 C).	30,000	50 000	30
<b>Replace the spark plugs on 2.4L engine.</b>	30,000	50 000	30
Inspect and adjust the power steering pump belt tension on 2.4L engines.	30,000	50 000	30
Inspect the generator belt on 2.4L engines, replace if	30,000	50 000	30

## 2007 Chrysler Sebring

2007 MAINTENANCE Lubrication & Maintenance - Sebring

necessary.			
Change the manual transmission fluid if using your vehicle for any of the following: trailer towing, snow plowing, heavy loading, taxi, police, delivery service (commercial service), off-road, desert operation or more than 50% of your driving is at sustained high speeds during hot weather, above 90 F (32 C).	45,000	72 000	36
Change the automatic transmission fluid & filter if using your vehicle for any of the following: police, taxi, fleet or frequent trailer towing.	60,000	100 000	60
Change the manual transmission fluid if using your vehicle for any of the following: trailer towing, snow plowing, heavy loading, taxi, police, delivery service (commercial service), off-road, desert operation or more than 50% of your driving is at sustained high speeds during hot weather, above 90 F (32 C).	60,000	100 000	60
<b>Inspect and replace PCV valve if necessary.</b>	90,000	150 000	90
Flush and replace the engine coolant.	102,000	170 000	60
<b>Replace the spark plugs on 2.7L engine.</b>	102,000	170 000	102

## 2007 Chrysler Sebring

2007 MAINTENANCE Lubrication & Maintenance - Sebring

Replace the generator belt on 2.4L engine.	102,000	170 000	102
<b>Replace the timing belt on 2.4L engine.</b>	102,000	170 000	102
Change the automatic transmission fluid & filter.	120,000	200 000	120
Replace Accessory Drive Belt (s) on 2.4L World and 2.7L engines.	120,000	200 000	120

**WARNING: You can be badly injured working on or around a motor vehicle. Do only that service work for which you have the knowledge and the right equipment. If you have any doubt about your ability to perform a service job, take your vehicle to a competent mechanic.**

### MAINTENANCE SCHEDULES - EXPORT - DIESEL

#### OIL CHANGE INDICATOR SYSTEM - IF EQUIPPED

The oil change indicator system will remind you that it is time to take your vehicle in for scheduled maintenance.

On Electronic Vehicle Information Center (EVIC) equipped vehicles "Oil Change Required" will be displayed in the EVIC and a single chime will sound, indicating that an oil change is necessary.

On Non-EVIC equipped vehicles "Change Oil" will flash in the instrument cluster odometer and a single chime will sound, indicating that an oil change is necessary.

Based on engine operation conditions the oil change indicator message will illuminate, this means that service is required for your vehicle. Have your vehicle serviced as soon as possible, within the next 500 miles (805 km).

**NOTE: The oil change indicator message will not monitor the time since the last oil change. Change your vehicles oil**

## 2007 Chrysler Sebring

2007 MAINTENANCE Lubrication & Maintenance - Sebring

**if it has been 2 years since your last oil change even if the oil change indicator message is NOT illuminated. Change your engine oil every 15 000 km if you drive your vehicle off-road for an extended period of time. Under no circumstances should oil change intervals exceed (30 000 km) or 2 years, whichever occurs first.**

Your dealer will reset the oil change indicator message after completing the scheduled oil change. If a scheduled oil change is performed by someone other than your dealer, the message can be reset by referring to the following procedure.

### OIL CHANGE INDICATOR - RESET

Your vehicle is equipped with an engine oil change indicator system. The "Oil Change Required" message will flash in the EVIC display for approximately 10 seconds after a single chime has sounded to indicate the next scheduled oil change interval. The engine oil change indicator system is duty cycle based, which means the engine oil change interval may fluctuate dependent upon your personal driving style.

Unless reset, this message will continue to display each time you turn the ignition switch to the ON/RUN position. To turn off the message temporarily, press and release the Menu button. To reset the oil change indicator system (after performing the scheduled maintenance) perform the following procedure:

Turn the ignition switch to the "ON" position (Do not start the engine).

Fully depress the accelerator pedal slowly three times within 10 seconds.

Turn the ignition switch to the "LOCK" position.

**NOTE: If the indicator message illuminates when you start the vehicle, the oil change indicator system did not reset. If necessary repeat this procedure.**

**CAUTION: Failure to perform the required maintenance items may result in damage to the vehicle.**

## 2007 Chrysler Sebring

2007 MAINTENANCE Lubrication & Maintenance - Sebring

### At Each Stop for Fuel

Check the engine oil level and add as required.

Check the windshield washer solvent and add if required.

### Once a Month

Check the tire pressure and look for unusual wear or damage.

Inspect the battery and clean and tighten the terminals as required.

Check the fluid levels of coolant reservoir, brake master cylinder, power steering, and transaxle, and add as needed.

Check all lights and all other electrical items for correct operation.

### At Each Oil Change

Replace the engine oil filter at each oil change.

Inspect the exhaust system.

Inspect brake linings, hoses, and calipers.

Inspect the CV joints and suspension components.

Check the coolant level, hoses, and clamps.

Inspect engine accessory drive belt(s).

#### MAINTENANCE SCHEDULE

<b>Kilometers</b>	<b>15 000 km</b>	<b>30 000 km</b>	<b>45 000 km</b>	<b>60 000 km</b>	<b>75 000 km</b>
Change engine oil and engine oil filter.	X <--	X <--	X <--	X <--	X <--
Change manual transaxle fluid.	-	-	-	-	X
Rotate tires.	X	X	X	X	X
Replace engine air cleaner filter.	-	-	X	-	-
Replace fuel filter.	-	-	X	-	-
Inspect the brake linings.	X	X	X	X	X
Inspect accessory drive belt, replace	-	-	-	X	-

## 2007 Chrysler Sebring

2007 MAINTENANCE Lubrication & Maintenance - Sebring

if necessary.					
Replace air conditioning air filter (if equipped), if not replaced at 12 months.	X	X	X	X	X
Flush and replace engine coolant at 60 months or (165 000 km), whichever comes first.	-	-	-	-	-

Kilometers	90 000 km	105 000 km	120 000 km	135 000 km	150 000 km
Change engine oil and engine oil filter.	X <--	X <--	X <--	X <--	X <--
Change manual transaxle Fluid.	-	-	-	-	X
Rotate tires.	X	X	X	X	X
Replace engine air cleaner filter.	X	-	-	X	-
Replace fuel filter.	X	-	-	X	-
Inspect the brake linings.	X	X	X	X	X
Replace timing belt and timing belt tensioner.	-	-	-	-	X
Inspect accessory drive belt, replace if necessary.	X	-	X	-	X
Replace air conditioning air filter (if equipped), if not replaced at 12 months.	X	X	X	X	X

Kilometers	165 000 km	180 000 km	195 000 km	210 000 km	225 000 km
Change engine oil and engine oil filter.	X <--	X <--	X <--	X <--	X <--
Change manual transaxle fluid.	-	-	-	-	X
Flush and replace engine coolant, if not done at 60 months.	X	-	-	-	-
Rotate tires.	X	X	X	X	X

## 2007 Chrysler Sebring

2007 MAINTENANCE Lubrication & Maintenance - Sebring

Replace engine air cleaner filter.	-	X	-	-	X
Replace fuel filter.	-	X	-	-	X
Inspect the brake linings.	X	X	X	X	X
Inspect accessory drive belt, replace if necessary.	-	X	-	X	-
Replace air conditioning air filter (if equipped), if not replaced at 12 months.	X	X	X	X	X

<-- Performing the engine oil change indicator system reset procedure described above. This allows for a 15 000 km service interval for engine oil and filter changes. The oil change indicator system allows for up to a 30 000 km service interval for engine oil and filter changes when your vehicle is serviced by your authorized dealer.

### MAINTENANCE SCHEDULES - NAFTA - KOREAN GAS

The engine oil change indicator system will remind you that it is time to take your vehicle in for scheduled maintenance.

On Electronic Vehicle Information Center (EVIC) equipped vehicles, the "Oil Change Required" message will flash in the EVIC display for approximately 3 seconds and a single chime will sound to indicate the next scheduled oil change interval.

On Non-EVIC equipped vehicles, the "Change Oil" message will flash in the instrument cluster odometer for approximately 3 seconds and a single chime will sound to indicate the next scheduled oil change interval.

The engine oil change indicator system is duty cycle based, which means the engine oil change interval may fluctuate dependent upon your personal driving style.

**NOTE:**           **Upon system notification, have your vehicle serviced as soon as possible, particularly within the next 500 miles (805 km).**

**The oil change indicator system will not monitor the**

**time since the last oil change. Change the engine oil if it has been 6 months since the last oil change even if the oil change indicator message is NOT illuminated.**

**Change the engine oil more often if you drive your vehicle off-road for an extended period.**

**Under no circumstances should oil change intervals exceed 6,000 miles (10,000 km) or 6 months, whichever comes first.**

Your dealer will reset the engine oil change indicator message after completing the scheduled oil change. However, if a scheduled oil change is performed by someone other than your dealer, the message can be reset by performing the following procedure.

#### **OIL CHANGE INDICATOR - RESET**

Your vehicle is equipped with an engine oil change indicator system. The "Oil Change Required" message will flash in the EVIC display for approximately 10 seconds after a single chime has sounded to indicate the next scheduled oil change interval. The engine oil change indicator system is duty cycle based, which means the engine oil change interval may fluctuate dependent upon your personal driving style.

Unless reset, this message will continue to display each time you turn the ignition switch to the ON/RUN position. To turn off the message temporarily, press and release the Menu button. To reset the oil change indicator system (after performing the scheduled maintenance) perform the following procedure:

Turn the ignition switch to the "ON" position (Do not start the engine).

Fully depress the accelerator pedal slowly three times within 10 seconds.

Turn the ignition switch to the "LOCK" position.

**NOTE: If the indicator message illuminates when you start the vehicle, the oil change indicator system did not reset. If necessary repeat this procedure.**



## 2007 Chrysler Sebring

2007 MAINTENANCE Lubrication & Maintenance - Sebring

### At Each Stop for Fuel

Check the engine oil level about 5 minutes after a fully warmed engine is shut off. Checking the oil level while the vehicle is on level ground will improve the accuracy of the oil level reading. Add oil only when the level is at or below the SAFE or MIN mark.

Check the windshield washer solvent and add if required.

### Once a Month

Check tire pressure and look for unusual wear or damage.

Inspect the battery and clean and tighten the terminals as required.

Check the fluid levels of coolant reservoir, brake master cylinder, power steering, and transaxle, and add as needed.

Check all lights and other electrical items for correct operation.

### At Each Oil Change

Change the engine oil filter.

Inspect the brake hoses and lines.

**CAUTION: Failure to perform the required maintenance items may result in damage to the vehicle.**

#### Required Maintenance Intervals

Maintenance Items	Perform Maintenance Every (Where time and mileage are listed, follow the interval that occurs first.)		
	Miles	Kilometers	or Months
Change the engine oil and engine oil filter.	6,000	10 000	6
Rotate the tires.	6,000	10 000	6
If using your vehicle in dusty or off-road conditions, inspect the			

## 2007 Chrysler Sebring

2007 MAINTENANCE Lubrication & Maintenance - Sebring

engine air cleaner filter, and replace if necessary.	12,000	20 000	12
Inspect the brake linings, and replace if necessary.	12,000	20 000	12
Replace the air conditioning filter (if equipped).	12,000	20 000	12
Inspect the CV joints. Perform the first inspection at 12,000 miles (20 000 km) or 12 months.	24,000	40 000	24
Inspect the exhaust system. Perform the first inspection at 12,000 miles (20 000 km) or 12 months.	24,000	40 000	24
Inspect the front suspension, tie rod ends and boot seals, and replace if necessary.	24,000	40 000	24
Replace the engine air cleaner filter.	30,000	50 000	30
<b>Replace the spark plugs on 2.4L engines (except PZEV* engine).</b>	30,000	50 000	30
Inspect and adjust the power steering pump belt tension on 2.4L engines.	30,000	50 000	30
Inspect the generator belt on 2.4L engines, and replace if necessary.	30,000	50 000	30
Change the automatic transaxle fluid & filter if using your vehicle for any of the following: police, taxi, fleet, or frequent trailer towing.	60,000	100 000	60
<b>Inspect and replace the PCV</b>			

## 2007 Chrysler Sebring

2007 MAINTENANCE Lubrication & Maintenance - Sebring

<b>valve if necessary.</b>	90,000	150 000	90
Flush and replace the engine coolant.	100,000	160 000	60
<b>Replace the spark plugs on 2.4L PZEV*, 2.7L and 3.5L engines.</b>	102,000	170 000	102
Replace the power steering pump belt on 2.4L engines.	102,000	170 000	102
Replace the generator belt on 2.4L engines.	102,000	170 000	102
<b>Replace the timing belt on 2.4L and 3.5L engines.</b>	102,000	170 000	102
Change the automatic transaxle fluid & filter.	120,000	200 000	120
Replace the accessory drive belt on 2.7L engines.	120,000	200 000	120

**WARNING:** You can be badly injured working on or around a motor vehicle. Do only that service work for which you have the knowledge and the right equipment. If you have any doubt about your ability to perform a service job, take your vehicle to a competent mechanic.

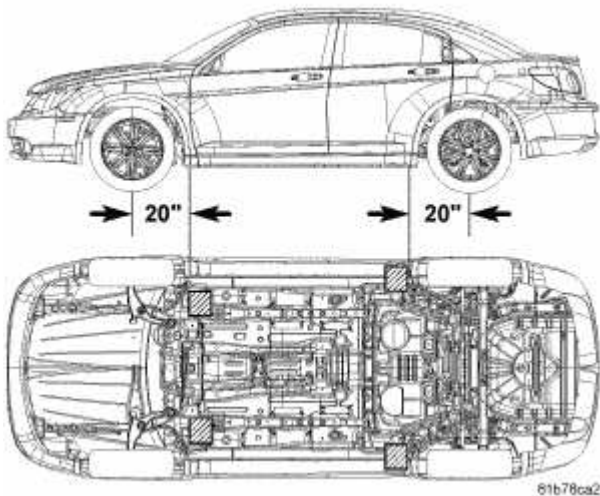
## HOISTING

### STANDARD PROCEDURE

#### HOISTING

**WARNING:** The hoisting and jack lifting points provided are for a complete vehicle. When the engine or rear suspension is removed from a vehicle, the center of gravity is altered making some hoisting conditions unstable. Properly support or secure vehicle to hoisting device when these conditions exist.

**CAUTION: Do not position hoisting device on suspension components. Damage to vehicle can result.**



**Fig. 6: Identifying Hoisting/Jacking Points**  
Courtesy of CHRYSLER LLC

## TOWING

### STANDARD PROCEDURE

### TOWING

### WARNINGS AND PRECAUTIONS



**WARNING: Do not allow towing attachment devices to contact the fuel tank or lines, fuel leakage can result. Do not lift or tow vehicle by front or rear bumper, or bumper energy absorber units. Do not venture under a lifted vehicle if not supported properly on safety stands. Do not allow passengers to ride in a towed vehicle. Use a safety chain that is independent from the towing attachment device.**

**CAUTION: Do not damage brake lines, exhaust system, shock absorbers, sway bars, or any other under vehicle components when attaching towing device to**

**vehicle. Do not attach towing device to front or rear suspension components. Do not secure vehicle to towing device by the use of front or rear suspension or steering components. Remove or secure loose or protruding objects from a damaged vehicle before towing. Refer to state and local rules and regulations before towing a vehicle. Do not allow weight of towed vehicle to bear on lower fascia, air dams, or spoilers.**

#### RECOMMENDED TOWING EQUIPMENT

To avoid damage to bumper fascia and air dams use of a flat bed towing device or wheel lift is recommended. When using a wheel lift towing device, be sure the unlifted end of disabled vehicle has at least 100 mm (4 in.) ground clearance. If minimum ground clearance cannot be reached, use a towing dolly. If a flat bed device is used, the approach angle should not exceed 15 degrees.



**Fig. 7: Recommended Towing Equipment**  
Courtesy of CHRYSLER LLC

1 - WHEEL LIFT  
2 - FLAT BED

**GROUND CLEARANCE**

**CAUTION: If vehicle is towed with wheels removed, install lug nuts to retain brake drums or rotors.**

A towed vehicle should be raised until the lifted wheels are a minimum 100 mm (4 in.) from the ground. Be sure there is at least 100 mm (4 in.) clearance between the tail pipe and the ground. If necessary, remove the wheels from the lifted end of the vehicle and lower the vehicle closer to the ground, to increase the ground clearance at the rear of the vehicle. Install lug nuts on wheel attaching studs to retain brake drums or rotors.

**LOCKED VEHICLE TOWING**

When a locked vehicle must be towed with the front wheels on the ground, use a towing dolly or flat bed hauler.

**FLAT TOWING WITH TOW BAR**

Three speed automatic transaxle vehicles can be flat towed at speeds not to exceed 40 km/h (25 mph) for not more than 25 km (15 miles). The steering column must be unlocked and gear selector in neutral.

Five speed manual transaxle vehicles can be flat towed at any legal highway speed for extended distances. The gear selector must be in the neutral position.

**FLAT BED TOWING TIE DOWNS**

**CAUTION: Do not tie vehicle down by attaching chains or cables to suspension components or engine mounts, damage to vehicle can result.**

JS vehicles can be tied to a flat bed device using the reinforced loops located under

## 2007 Chrysler Sebring

2007 MAINTENANCE Lubrication & Maintenance - Sebring

the front and rear bumpers on the drivers side of the vehicle. There are also four reinforced elongated holes for T or R hooks located on the bottom of the front frame rail torque boxes behind the front wheels and forward of the rear wheels inboard of the rocker panel weld seam.

### TOWING - FRONT WHEEL LIFT

DaimlerChrysler Corporation recommends that a vehicle be towed with the front end lifted, whenever possible. A 90 cm (36 in.) length of 4x4 wood beam can be placed between the wheel lift device and the bottom of the fascia to prevent damage to vehicle during the lifting operation. The beam can removed after lifting the front of the vehicle.

### TOWING - REAR WHEEL LIFT

If a vehicle cannot be towed with the front wheels lifted, the rear wheels can be lifted provided the following guide lines are observed.

**CAUTION: Do not use steering column lock to secure steering wheel during towing operation.**

Unlock steering column and secure steering wheel in straight ahead position with a clamp device designed for towing.

Place front wheels on a towing dolly.