

Jeep '77

We wrote the book on 4-wheel drive!



WELCOME TO "JEEP COUNTRY."

It might be a vacation in the High Sierras. Or maybe a weekend of fishing in the back country closer to home.

Wherever the fun is off the beaten track, that's "Jeep Country," and one of the rugged, dependable, quality-built members of the Jeep family of 4-wheel-drive vehicles is waiting to take you there.

The versatile Jeep CJ-5 and CJ-7 are sports/utility vehicles without peers. The family recreation vehicle, Cherokee, now comes in a big, new, roomy 4-door model. The one and only Wagoneer is the ultimate 4-wheel-drive vehicle. And the Jeep Pickup—it "plays hard" because it's built tough.

In every Jeep vehicle, 4-wheel drive is standard. And so is the toughness, durability and reliability that has built the great Jeep reputation. Read about the '77 Jeep family of vehicles here—see them and drive them at your Jeep dealer's. Then pick out your favorite and head for the special recreation fun and excitement that's awaiting you in—"Jeep Country."

Jeep is a registered trade mark for vehicles of Jeep Corporation.

INDEX

	PAGES
CJ/CJ5	4-11
Cherokee	12-17
Wagoneer	18-23
Pickup	24-29
4-Wheel-Drive Story	30-31
Trailer Towing Requirements	32-33
Color & Fabric Selections	34-35

Jeep 4-Door Cherokee (lower left)
Jeep 2-Door Cherokee (upper left)
Jeep Hurcho (upper right)
Jeep Wagoneer (lower right)





Honcho

Jeep

1977 Jeep



CJ-7



Here's the genuine article.

Jeep CJ, born into a family tradition of toughness that goes back to the American battlefields of World War II. Jeep CJ. The pacesetter . . . the innovator . . . the leader in 4-wheel drive.

What you're looking at is CJ-7, a vehicle made to order for those who like to take on the outdoor world on even terms. Dependable 4-wheel drive (with 2-speed Dana 20 transfer case) is standard. Optional on CJ-7 is our exclusive Quadra-Trac® with automatic transmission that makes 4-wheel driving more fun. Either way, you get the same kind of "go-all-day, scramble-up-the-mountain" stamina that makes a CJ a Jeep vehicle.

Want to stir up some special excitement? Add the optional Renegade Package—9-15 "Tracker A-T" tires, styled steel wheels, Levi's® vinyl trim on bucket seats, plus a lot more goodies inside and out all topped off by bold "Renegade" hood striping—and you have a CJ-7 that looks tough and is. Take a close look (pg. 6) at the optional Golden Eagle, too (see page 11 for complete information).

Air conditioning. New front disc brakes (manual or power). New tilt steering wheel that adjusts to six individual positions. Citizen's Band radio. Automatic transmission. Removable hard top. These and other options by the score (pages 10-11) will tailor a CJ-7 to you and your own driving fun. And from the first time you take the wheel, you'll know you've got the genuine article.

CJ-7 . . . One great way to go in "Jeep_® Country!"

CJ-7 Renegades (left, upper & lower left)
CJ-7 (upper right) & CJ-7 with removable hard top (lower right)

1977 Jeep



CJ-5



Here's another great way to get to the fun in "Jeep Country"—Jeep CJ-5.

CJ-5 is the one people everywhere think of first when they talk about toughness and versatility in a 4-wheel-drive sport/utility vehicle.

Its neat, short wheelbase (83½ inches) and tight turning diameter (34.1 feet) make for super-easy handling, whether you're maneuvering around a 9-foot boulder near the camp site or heavy equipment on the job site. Almost seven inches minimum ground clearance. Big 15½-gallon fuel tank. Wide-set leaf springs, front and rear. Deep foam-cushioned bucket seats. Oil and temperature gauges and voltmeter. Everywhere you look, you see more make-sense features that keep CJ-5 solidly ahead of the 4-wheel-drive field.

Want to equip it for all kinds of fun and "Jeep Country" sports? Turn to options pages 10-11 and pick and choose to your heart's content. Renegade Package (wide 8-inch styled steel wheels with 9-15 "Tracker A-T" Goodyear tires and all the rest). Limited Edition Golden Eagle package. Extra-duty suspension. V-8 engine. Soft-Feel sports steering wheel. Roll bar. Soft top. And for work: Snow Plow Package. Winches. For a work/play vehicle, mix and match, or add any others from the list.

When you're finished, you'll have something pretty special, among 4-wheel-drive vehicles.



CJ-5 Golden Eagle (left)
CJ-5 With metal cab (upper left)
CJ-5 With soft top (upper right)
CJ-5 (lower left)

1977 Jeep

Standard Features

- 4-wheel drive (2-speed Dana 20 transfer case with 2:1 gear reduction in low range)
- Power team: rugged, reliable 232 CID 1-bbl. six cyl. engine, full-synchro 3-speed manual transmission with floor shift
- Electronic ignition, virtually maintenance-free
- Flugged chassis, all components specifically engineered for increased durability with greater riding comfort: frame has rugged box section side rails, for its entire length, six strong cross members, wide-spaced rear springs and shocks for excellent lateral stability; integral transmission skid plate for under-vehicle protection; long, wide multi-leaf springs front and rear
- Open-end front axle for tighter turning, easier service
- Folding windshield with screw type hold-downs, concealed windshield wiper motor
- 2-speed electric windshield wipers and washers
- Recirculating ball steering gear, 24:1 ratio
- Deep foam-cushioned front bucket seats; hinged passenger seat pivots forward providing easy access to rear area
- Instrument panel oil and temperature gauges, voltmeter
- Windshield-mounted rearview mirror
- Standard CJ-5 and CJ-7 seat trim: Wellington vinyl in black or buff
- Extra room (CJ-7) additional cargo space
- Energy-absorbing steering column (with anti-theft ignition and steering lock)
- Side-mounted spare tire
- 15½ gallon fuel tank
- Self-adjusting brakes
- 54-plate, 50-amp battery
- 12-volt, 37-amp alternator
- Choice of 12 exterior colors in durable "Diamond Glo" baked enamel finish.



Standard CJ interior



Side-mounted spare



Open-end front axle



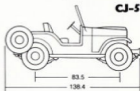
3-speed floor shift



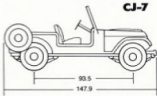
Folding windshield

CJ Dimensions

(Inches unless otherwise noted)



CJ-5



CJ-7

Exterior	CJ-5	CJ-7
Length	138.4	147.9
Wheelbase	83.5	93.5
Width, body	59.9	59.9
Width, max. overall	68.6	68.6
Height	67.6	67.6
Tread (front/rear)	51.5/50.0	51.5/50.0
Overhang (front/rear)	23.5/31.4	23.5/30.9
Min. Ground Clearance	6.9	6.9
Tailgate Opening Width	35.8	34.5
Turning Diameter (ft. curb to curb)	34.1	38.0
Interior		
Head Room—soft top	39.8	40.6
—hard top (front/rear)	40.8/40.9	39.9/39.6
Leg Room—max (front)	37.9	39.1
—min. rear	30.5	35.0
Hip Room (front/rear)	55.4/36.0	53.8/36.0
Shoulder Room (front/rear)	55.4/55.4	53.8/56.3
Cargo Volume (cu. ft.)	10.2	13.6

CJ-5 & CJ-7

CJ Engine Availability

Engine	Carb. Type	Comp. Ratio	Bore & Stroke	STD./OPT.
232 CID Six	1-bbl.	8.0:1	3.75"/3.50"	STD.*
258 CID Six	1-bbl.	8.0:1	3.75"/3.90"	OPT.
304 CID V-8	2-bbl.	8.4:1	3.75"/3.44"	OPT.

Features: For 1977, 6-cylinder engines have redesigned combustion chambers to increase efficiency, minimize spark knock. All CJ standard and optional engines utilize efficient overhead valve configurations, lightweight compact engine block castings and improved intake and exhaust flow designs for economical performance, greater durability and long engine life.

*Not available in state of California (258 1-bbl. std. in California).

CJ Specifications


Axle, Front:	Full floating open-end type; GAW rating—2200 lbs.
Axle, Rear:	GAW rating—2700 lbs.
Brakes:	Standard—Manual drum (11" x 2"); optional, manual or power disc (11.7" x 1.2" disc).
Clutch:	Diameter—10 $\frac{1}{2}$ " (11" with V-8).
Fuel Tank:	Area—106 $\frac{1}{2}$ sq. in. Capacity—15 $\frac{1}{2}$ gallons, skid plate standard.
Windshield Glass Area:	Total—758 sq. in.
Gross Vehicle Weight:	Standard CJ—3750 lbs.
Springs, Front:	Standard, 4-leaf, deflection rate—170 lbs./in.; optional, 7-leaf, deflection rate—170/230 lbs./in.
Springs, Rear:	Standard, 4-leaf, deflection rate—185 lbs./in. optional, 7-leaf, deflection rate—185/250 lbs./in.
Steering:	Standard—recirculating ball type (24 to 1 ratio); optional—constant ratio power steering 17.5 to 1 ratio.
Transfer Case:	Standard—2-speed Dana 20, low range provides 2:1 gear reduction. Optional (CJ-7)—Quadra-Trac full-time automatic 4-wheel-drive system.
Transmission:	Standard—fully synchronized 3-speed manual, floor-mounted shift lever. Optional—4-speed manual (floor shift); (on CJ-7 only) Turbo Hydra-Matic (column-mounted shift lever).
Tires:	Standard size—F-78 x 15-B. (For tire options, see page 31.)
Wheels:	Five, 5-bolt design, 15" x 6" rims (15" x 8" with optional styled steel wheels).



232 CID 6-cylinder engine



Electronic ignition



Rugged CJ chassis (V-8 engine optional)

1977 Jeep®



Power front disc brakes



Sports steering wheel, air conditioning, passenger assist handle



Roll bar



Wheel covers



Carpeting



Fender extensions




Styled steel wheels, "Traker A-T" tires



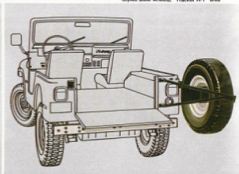
CB radio



Winches



Snow Plow Package



Swing out spare tire carrier, tire cover

CJ-5 & CJ-7



Removable hard top (CJ-7 only)



Soft top (CJ-5 and CJ-7)

Options & Accessories

Performance—Engines: choice of 258 CID Six or 304 CID V-8 • (CJ-7) Quadra-Trac® and automatic transmission • (CJ-7) Low range for Quadra-Trac®; 2.57:1 gearing reduction for low-speed, high-power situations • (CJ-7) Turbo Hydra-Matic automatic transmission • 4-speed manual transmission • Manual or power front disc brakes • Dash-mounted tach/rally clock • Steel-belted radial tires • Front stabilizer bar.

Air Conditioning:—Year-round comfort in any season.

Appearance—Renegade Package includes: sporty front bucket seats trimmed in Levi's® vinyl (choice of tan or blue), matching rear bench seat, padded instrument panel, under-panel courtesy lights, passenger assist handle, instrument panel overlay, cigarette lighter and ashtray, 8-inch day/night mirror, exterior passenger-side mirror, sports steering wheel, roll bar, new 8-inch styled steel wheels with new wide 9-15 "Tracker A-T" tires with raised white letters, rear-mounted spare tire on fixed panel (CJ-5), swing away carrier (CJ-7), wheel lock, wheel-lip extensions, bright rocker panel protection molding, and unique "Renegade" hood striping • Golden Eagle Package includes: Special Oakleaf Brown exterior color with special decals including unique Golden Eagle striping, tan Levi's® soft top, tan interior front bucket seats and rear bench seat in Levi's® trim, full carpeting, 8-inch spoked steel wheels painted gold, 9-15 "Tracker A-T" tires, flared fenders, black rocker panel moldings, rear mounted spare tire with lock (swing-out on CJ-7), con-

venience group, decor group, roll bar, clock, tachometer • Wide wheel option—new 8-inch styled steel wheels with new 9-15 "Tracker A-T" tires.

Decor Group—includes: instrument panel pad and instrument panel overlay, bright rocker panel protection molding • Carpeting • Instrument panel pad • Soft-Feel sports steering wheel • Styled steel wheels.

Audio/Communications—AM radio • Citizen's Band radio with several types of CB antennas.

Convenience—New tilt steering wheel; adjusts to six individual driving positions • Convenience Group includes: courtesy lights, right-hand mirror, passenger assist handle, cigarette lighter and ashtray, 8-inch day/night mirror • Passenger assist handle • 3/4-1/2 front bench seat • Rear bench seat • Swing-out spare tire carrier.

Heavy Duty—Extra-duty suspension system, recommended for towing, plowing snow, heavy loads • Extra-duty cooling system for heavy work loads, hot climates • Heavy-duty alternator • Heavy-duty 70-amp battery.

Power Assists—Power steering • Power front disc brakes.

Protection—(CJ-7) Molded plastic removable hard top with metal doors, roll-down windows, steel lift gate • Roll bar • Soft top • (CJ-5) Metal cab.

Working Equipment—Snow Plow Package includes: extra high tensile steel moldboard, hydraulic cylinders for power angling and lifting, electric control switches, wiring, and plow lights.

Trailer—(See pages 32-33.)



304 CID V-8 engine




Side step



Free wheeling front hubs



Levi's® seat trim



Quadra-Trac® and automatic transmission (CJ-7)

1977 Jeep



Cherokee



The bold new 4-door Cherokee... at home on the road or off-road in "Jeep Country."

A big special Cherokee designed with the family in mind. Now there's the added convenience of four doors to go along with Cherokee's roomy ruggedness and go-anywhere capability.

Or, if you prefer a Cherokee 2-door, just see what we've done for you with the new wide-wheel Cherokee. Special 10-15 "Tracker A-T" tires. Styled steel wheels. Flared fenders. A 3.54 axle ratio (4.09 optional). It all adds up to a Cherokee designed to go just about anywhere.

Select the "S" Package option and get all this to please the family. Deep foam-cushioned bucket seats trimmed in new smart two-tone Wellington vinyl or blue Levi's® cloth. Color-keyed carpeting. Sports steering wheel. Distinctive "S" body striping, exterior medallions and bright trim.

Or maybe you would prefer the optional Chief Package. It's available on the wide-wheel 2-door model, and has all the features that make the Cherokee Chief a standout in any company.

Of course, just as it comes, the '77 Cherokee is one of the greatest buys in the world of 4-wheel drive. Add to all this the 30-year reputation for leadership and dependability that stands behind every Jeep product and you'll agree... Jeep Cherokee is another great way to go in "Jeep Country!"



Cherokee "S" 2-Door (pg. 12)
Cherokee wide-wheel 2-Door (pg. 13 upper left)
Cherokee "S" 4-Door (pg. 13 upper right)
Cherokee Chief (pg. 13)

1977 Jeep

Standard Features

Standard Features—4-wheel drive (2-speed Dana 20 transfer case with 2:1 gear reduction in low range) • Power train: new, higher performance 258 CID 2-bbl. six cyl. engine, full-synchro 3-speed manual transmission • Power front disc brakes • Electronic ignition, virtually maintenance-free • Rugged chassis, all components specifically engineered for increased durability and greater riding comfort • Open-end front axle for tighter turning, easier service • 2-speed electric windshield wipers and washers • Recirculating ball steering gear, 24:1 ratio • Deep foam-cushioned front bucket seats (2-door models), bench seat (4-door) • Padded instrument panel and padded sun visors • Instrument panel gauges for oil and amps • 12-inch, windshield-mounted day/night rearview mirror • Double-folding rear seat stows compactly or can be completely removed for increased cargo space (up to 95.1 cu. ft.) • Color-keyed vinyl floor covering • Integral steel top with headliner • Roll-down tailgate window • Energy-absorbing steering column (with anti-theft ignition and steering lock) • 22-gallon fuel tank • 50-amp battery • 12-volt, 37-amp alternator • Choice of 12 exterior colors in durable "Diamond Glo" baked enamel finish.

• The new wide-wheel Cherokee (2-door model), in addition to the equipment listed above, has these exclusive standard features: 10 - 15 "Tracker A-T" tires with raised white lettering, 8-inch styled steel wheels, flared fenders, and 3.54 axle ratio.



Standard Cherokee interior (Bench seat)



Front bucket seats (2-dr.)



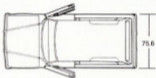
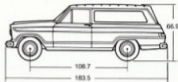
Double-folding rear seat



Integral steel top and headliner

Cherokee Dimensions

(Inches unless otherwise noted)



Exterior

Length	183.5
Wheelbase	108.7
Width	75.6
(wide-wheel model)	78.9
Height	66.9
(wide-wheel model)	67.6
Tread (front/rear)	59.2/57.8
(wide-wheel model)	65.4/62.3
Overhang (front/rear)	29.9/44.9
Min. Ground Clearance	7.7
(wide-wheel model)	8.6
Tailgate Opening width	54.9
Turning Diameter	
(ft. curb to curb)	37.7
(wide-wheel model)	39.4

Interior

Head Room (front/rear)	38.0/37.2
Leg Room (front/rear)	39.4/37.0
Hip Room (front/rear)	60.5/60.9
Shoulder Room (front/rear)	58.3/58.3
Cargo Volume (cu. ft.)	95.1*

*With rear seat removed.

Cherokee

Cherokee Engine Availability

Engine	Carb. Type	Comp. Ratio	Bore & Stroke	STD./OPT.
256 CID Six	2-bbl.	8.0:1	3.75"/3.90"	STD.*
360 CID V-8	2-bbl.	8.25:1	4.08"/3.44"	OPT.*
360 CID V-8	4-bbl.	8.25:1	4.08"/3.44"	OPT.
401 CID V-8	4-bbl.	8.3:1	4.17"/3.68"	OPT.

Features: For 1977, 6-cylinder engine has redesigned combustion chambers to increase efficiency, minimize spark knock. All Cherokee standard and optional engines utilize efficient overhead valve configurations, lightweight compact engine block castings and improved intake and exhaust flow designs for economical performance, greater durability and long engine life.

*Not available in state of California (360 4-bbl. std. in California).

Cherokee Specifications

Axle, Front:	Full floating open-end type; GAW rating—3215 lbs.
Axle, Rear:	GAW rating—3215 lbs.
Brakes:	Standard—Front, power disc (12" rotor), rear, drum type (11" x 2") Diameter—10 7/8" (11" with V-8). Area—106 1/2 sq. in. (111 sq. in. with V-8).
Clutch:	Capacity—22 gallons.
Fuel Tank:	Total—4438 sq. in. (2-dr.), 5142.5 sq. in. (4-dr.).
Gross Vehicle Weight:	Standard Cherokee—4025 lbs.
Springs, Front:	Standard, 4-leaf, deflection rate—195 lbs./in. (5-leaf—215 lbs./in., Opt. 6-cyl., std. V-8); optional, deflection rate—215 lbs./in. (260 lbs./in.).
Springs, Rear:	Standard, 5-leaf, deflection rate—165 lbs./in.; optional, 5-leaf, deflection rate—165-265 lbs./in.
Steering:	Standard—recirculating ball type (24 to 1 ratio); optional—variable ratio power steering.
Transfer Case:	Standard—2-speed Dana 20. Low range provides 2:1 gear reduction. Optional—Quadra-Trac full-time automatic 4-wheel drive system.
Transmission:	Standard—fully-synchronized 3-speed manual, floor-mounted shift lever. Optional—Turbo-Hydra-Matic (column-mounted shift lever); 4-speed manual (floor-mounted shift lever).
Tires:	Standard size—Cherokee: H-78 x 15-B; wide-wheel Cherokee: 10-15 "Tracker A-T" Goodyear. (For tire options, see page 31.)
Wheels:	Five, 6-bolt design, 15" x 6" rims 15" x 6" on wide-wheel Cherokee.



256 CID 2-bbl. six cylinder engine




Power front disc brakes

Open-end front axle



Energy-absorbing steering column



Rugged Cherokee chassis (V-8 engine optional)

1977 Jeep®



Chester "S" package



Air conditioner, AM/FM stereo radio, electric clock



CB radio



Soft-feel sport steering wheel



Tilt steering wheel



Cruise control



AM/FM stereo radio




Bumper guards



Carpeted cargo area



Floor mats



V-8 engine

Cherokee

Options & Accessories

Performance—Quadra-Trac® and automatic transmission; full-time automatic 4-wheel drive • Low range for Quadra-Trac®; 2.57:1 gearing reduction for low-speed, high-torque situations • V-8 engines (choice of three, from 360 CID to 401 CID) • Turbo Hydra-Matic automatic transmission • Steel-belted radial ply tires • Free wheeling front hubs • Rear Trac-Lok differential • 4-speed manual transmission.

Air Conditioning—Year-round comfort in any season • Tinted glass in all windows required.

Appearance—Cherokee "S" Package includes: handsome bucket seats in two-tone Wellington vinyl or blue Levi's® cloth and color-keyed carpeting, color-keyed trim on doors and rear quarter panels, sports steering wheel, locking glove box, cigarette lighter, engine-turned instrument panel overlay, distinctive Cherokee "S" body striping, "S" medallions and bright windshield, vent window and rear quarter window trim, chrome bumpers front and rear, 15" x 7" forged aluminum wheels (N.A. wide-wheel model), flipper rear quarter windows (2-door models), dual horns • Cherokee Chief Package includes: bold black panels on sides and rear with "Cherokee Chief" identification, upper body finished in matching black. Also included: equipment and trim items as described above in the "S" Package except exterior striping. Available only on wide-wheel 2-door model with 10-15 "Tracker A-T" tires, 8-inch styled steel wheels, flared fenders, 3.54 axle ratio • Sports steering wheel • Forged aluminum wheels.

steering wheel • Forged aluminum wheels.

Audio/Communications—AM radio • AM/FM stereo radio • Citizen's Band radio.

Convenience—Convenience Group includes: left-hand remote control mirror, visor vanity mirror, electric clock • Tilt steering wheel • Vertical-mount inside spare tire carrier • Light Group includes: courtesy lights beneath instrument panel, lights for cargo area, glove box, ashtray • Luggage rack • Tinted glass (all windows) • Electric rear window defogger • Low profile mirrors • Cruise Control.

Heavy Duty—Extra-duty suspension system required for towing, plowing snow includes heavy-duty springs, heavy-duty shocks. • Heavy-duty cooling system • Heavy-duty alternator • Heavy-duty 70-amp battery • Cold Climate Group: engine block heater, heavy-duty alternator and heavy-duty battery • Front stabilizer bar.

Power Assists—Power steering • Power rear window.

Protection—Door edge guards • Bumper guards, bumper nerf strips • Fuel tank skid plate • Cargo area carpeting and insulation pad • Vent-shades • Locking gas cap.

Working Equipment—Snow Boss Package includes: 84-inch moldboard plow, hydraulic cylinders for power angling and lifting, electric control switches and wiring, plow lights and special decals • Winches, mechanical or 12-volt electrical types, 8000 lb. capacity.

Trailering—(See pages 32-33 for complete trailer towing requirements and recommendations for all Jeep vehicles.)



Rear window defogger



Power rear window



Locking gas cap



Free wheeling front hubs



Quadra-Trac® with automatic transmission



Winches




Door edge guards



Luggage rack



Tracker A-T tires



Snow Boss Package

1977 Jeep®



Wagoneer



If we needed a label for the Jeep Wagoneer, we might call it the "aristocrat of 4-wheel drive."

Jeep Wagoneer, built for the individual, especially the outdoorsman, who demands quality and performance from his vehicle no matter what the weather or road conditions. He and his family rely on Wagoneer for everyday transportation, or to take them to the special off-road retreats beyond the reach of conventional passenger cars.

And since he insists on quality in every aspect of his life, he appreciates Jeep Wagoneer's reputation for consistent performance; its roomy comfort and conveniences like automatic transmission, exclusive Jeep Quadra-Trac® automatic 4-wheel drive, power steering, powerful 360 V-8 engine—all standard.

If you're looking for the best combination of luxury, comfort, styling and rugged durability, Wagoneer is the vehicle to meet your needs.

With its wide array of options, (pages 22-23), you can have your Wagoneer even more luxurious and as tough as you like. Air conditioning. Cruise Control. Tilt steering wheel. Power rear window. And for toughness: bucket seats, 401 V-8, styled aluminum wheels, extra-duty suspension, and more. Either way, you'll have the finest 4-wheel-drive wagon built today. Wagoneer . . . the ultimate way to go in "Jeep Country!"



All vehicles shown are Wagoneers.

1977 Jeep

Standard Features

Exclusive Jeep Quadra-Trac®: full-time automatic 4-wheel drive • Power train: responsive 360 CID 2-bbl. V-8 engine, Turbo-Hydra-Matic automatic transmission • Power front disc brakes • Power steering • Electronic ignition, virtually maintenance-free • Rugged chassis, all components specifically engineered for increased durability with greater riding comfort: frame has rugged box section side rails, stronger cross members, wide-spaced rear springs for added strength and stability; long, wide multi-leaf springs front and rear, shock absorbers tailored for a smooth ride, and vehicle control • Open-end front axle for tighter turning, easier service • 2-speed electric windshield wipers and washers • Deep foam-cushioned bench seats front and rear trimmed in durable, attractive Rallye vinyl • Padded instrument panel and padded sun visors • Oil, amps and temperature gauges • 12-inch windshield mounted day/night rearview mirror • Double-folding rear seat stows compactly or can be completely removed for increased cargo capacity (up to 95.1 cu. ft.) • Color-keyed carpeting • Light Group: lights for cargo area, glove box, ashtray, courtesy light beneath instrument panel • Roll-down tailgate window • Dual horns • Underhood insulation • Energy-absorbing steering column (with anti-theft ignition and steering lock) • 22-gallon fuel tank • 60-amp battery • 12-volt, 40-amp alternator • Choice of 11 colors in durable "Diamond Glo" baked enamel finish.



Standard Wagoneer interior



95.1 cu. ft. of cargo space



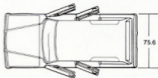
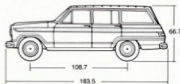
Double-folding rear seat



Quadra-Trac® with automatic transmission

Wagoneer Dimensions

(Inches unless otherwise noted)



Exterior

Length	183.5
Wheelbase	108.7
Width	75.6
Height	66.7
Tread (front/rear)	59.4/57.8
Overhang (front/rear)	29.9/44.9
Min. Ground Clearance	7.7
Tailgate Opening	54.9
Turning Diameter (ft. curb to curb)	37.7

Interior


Head Room (front/rear)	38.0/37.2
Leg Room (front/rear)	38.8/37.0
Hip Room (front/rear)	60.5/60.9
Shoulder Room (front/rear)	56.3/56.3
Cargo Volume (cu. ft.)	95.1 cu. ft.*

*With rear seat removed.

Wagoneer



Electronic ignition



360 CID V-8 engine



Power front disc brakes



Power steering

Wagoneer Engine Availability

Engine	Carb. Type	Comp. Ratio	Bore & Stroke	STD./OPT.
360 CID V-8	2-bbl.	8.25:1	4.08" x 3.44"	STD.*
360 CID V-8	4-bbl.	8.25:1	4.08" x 3.44"	OPT.
401 CID V-8	4-bbl.	6.3:1	4.17" x 3.68"	OPT.

Features: All Wagoneer standard and optional engines utilize efficient overhead valve configurations, lightweight compact engine block castings and improved intake and exhaust flow designs for economical performance, greater durability and long engine life. *Not available in state of California (360 4-bbl. std. in California).

Wagoneer Specifications

Axle, Front:	Full floating open-end type; GAW rating—3215 lbs.
Axle, Rear:	GAW rating—3215 lbs.
Brakes:	Standard—front, power disc (12" rotor); rear, drum type (11" x 2")
Fuel Tank:	Capacity—22 gallons.
Glass Area:	Total—5142.5 sq. in.
Gross Vehicle Weight:	Standard Wagoneer—6025 lbs.
Springs, Front:	Standard, 5-leaf, deflection rate—215 lbs./in.; optional, deflection rate—260 lbs./in.
Springs, Rear:	Standard, 5-leaf, deflection rate—165 lbs./in.; optional, deflection rate—165/265 lbs./in.
Steering:	Standard—variable ratio power steering
Transfer Case:	Standard—Quadra-Trac full-time automatic 4-wheel drive system; optional—Quadra-Trac with low range 2.57:1 gearing reduction.
Transmission:	Standard—Turbo Hydra-Matic
Tires:	Standard size—H-78 x 15-B. (For tire options, see page 31.)
Wheels:	Five, 6-bolt design, 15" x 6" rims, (15" x 7" forged aluminum wheels).



Integral steel top and headliner



Rugged Wagoneer chassis

1977 Jeep



Bumper guards



Tilt steering wheel



Air conditioner, AM/FM stereo radio, electric clock



Soft-feel sports steering wheel



CB radio



Bench seat with optional Brampton Plaid



401 CID V-8 engine



Rear window defogger



Luggage rack



Vinyl luggage carrier



Ski rack

Wagoneer



Floor mats



Bucket seats

Options & Accessories

Performance—V-8 engines (360 CID 4-bbl. and 401 CID 4-bbl.). Low range for Quadra-Trac; 2.54:1 gearing reduction for low-speed, high-power situations • Front stabilizer bar • Steel-belted radial ply tires for improved traction, longer mileage.

Air Conditioning—Year-round comfort at your fingertips. Tinted glass in all windows required with this option.

Appearance—Bucket front seats, deep foam-cushioned, trimmed in Brampton Plaid fabric (four color choices), with folding center armrest • Woodgrain exterior trim panels • Sports steering wheel • Forged aluminum wheels.

Audio/Communications—AM radio • AM/FM stereo radio; full, rich stereo sound from four separate speakers • Citizen's Band radio; the added convenience of short wave communication. Several types of CB antennas available.

Convenience—Convenience group includes: left-hand remote control mirror, visor vanity mirror, electric clock • Tilt steering wheel for driving comfort and easier entry and exit • Vertical-mount inside spare tire carrier • Power rear window • Luggage rack; extra carrying capacity, rooftop styling touch • Tinted glass (all windows) • Electric rear window defogger • Low profile mirrors • Cruise Control; holds preselected speed for effortless driving.

Heavy Duty—Extra-duty suspension system required for towing, plowing snow, includes heavy-duty springs and heavy-duty shocks • Heavy-duty cooling system for hot

climates, heavy work loads, trailer towing • Heavy-duty alternator • Heavy-duty 70-amp battery • Cold Climate Group: engine block heater, heavy-duty alternator and heavy-duty battery • Air overload kit: helps prevent swaying on curves and dipping on hard stops (avail. Cherokee, Wagoneer, Truck).

Protection—Door edge guards • Bumper guards, bumper nerf strips • Fuel tank skid plate • Cargo area carpeting and insulation pad • Ventshades • Locking gas cap.

Working Equipment—Snow Boss Package includes: 84-inch moldboard plow, hydraulic cylinders for power angling and lifting, electric control switches and wiring, plow lights and special decals • Winches, mechanical or 12-volt electric types, 8000 lb. capacity.

Trailer—(See pages 32-33 for complete trailer towing requirements and recommendations for all Jeep vehicles.) In addition to the options and accessories listed here, your Jeep dealer can show you many more in his 1977 Jeep Vehicle Special Equipment and Accessories Catalog. With Jeep factory-approved options, and dealer-installed accessories and special equipment, your new Wagoneer can be fitted exactly to your individual driving needs.



Air overload kit



Locking gas cap



Winches



AM/FM stereo radio



Cruise control



Aluminum wheels



Steel-belted radial tires



Power rear window

1977 Jeep®



Pickup



Jeep Pickup plays hard because it's built tough.

From the ground up, Jeep Pickups are designed for rugged and versatile use, both on and off road. With 4-wheel drive built in, not added on, the Jeep Pickup is an ideal work/play machine.

Choose from two wheelbases and gross vehicle weight ratings up to 8400 lbs. Cargo capacity up to 76½ cubic feet. Power front disc brakes and 360 V-8 (on J-20 model) are standard features. And this is only the beginning.

Add a few options and the possibilities become even more exciting. There's the Honcho Package: wide 10-15 "Tracker A-T" tires on styled steel wheels, bold "Honcho" body striping, Levi's® blue fabric interior trim, plus much more. There's air conditioning. Also check out the Custom Package. Quadra-Trac® with automatic transmission. Cruise Control. CB radios. Aluminum cargo cap. Auxiliary fuel tank (holds an extra 20 gallons). Snow Boss snow plow package. Winches (mechanical and electrical types). And, we've barely scratched the surface.

That's the way it is with Jeep Pickups. Load in a boat or slip on a camper body or toss a ton of gear into the pickup box. It's ready to go for the fun in "Jeep a Country" any time you give the word.



J-10 Honcho (far left)
J-20 (upper right)
J-10 Pioneer with wide wheels, camper top (lower left)
J-10 (lower right)

1977 Jeep®

Standard Features

4-wheel drive (2-speed Dana 20 transfer case with 2:1 gear reduction in low range) • Power team: new, higher performance 258 CID 2-bbl. six cyl. engine (with J-20: 360 CID 2-bbl. V-8), full-synchro 3-speed manual transmission • Power front disc brakes • Electronic ignition, virtually maintenance-free • Rugged chassis, all components specifically engineered for increased durability with greater riding comfort. • Open-end front axle for tighter turning, easier service • 2-speed electric windshield wipers and washers • Recirculating ball steering gear, 24:1 ratio • Deep foam-cushioned bench seat with hinged back to provide easy access to behind-seat storage area • Padded instrument panel and padded sun visors • Oil, amps and temperature gauges • 12-inch windshield-mounted day/night rearview mirror • Color-keyed vinyl floor covering • Vinyl headlining • Energy-absorbing steering column (with anti-theft ignition and steering lock) • Townside pickup box, double-wall construction; 7-ft. box with up to 67 cu. ft. of cargo space (119-in. wheelbase), 8-ft. box with up to 76.6 cu. ft. of cargo space (131-in. wheelbase) • 59-gallon fuel tank • Battery, 10-amp (6-cylinder), 60-amp (V-8) • 12-volt alternator, 37-amp (6-cylinder), 40-amp (V-8) • Choice of 12 exterior colors in durable "Diamond Glo" baked enamel finish.




Standard Pickup interior



Power front disc brakes



Folding front seat

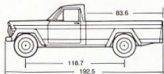


Townside pickup box

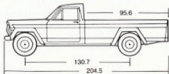
Pickup Dimensions

(Inches unless otherwise noted)

J-10 (Short Wheelbase)



J-10-J-20 (Long Wheelbase)



Exterior	J-10 Short Wheelbase	J-10-J-20 Long Wheelbase
Length	192.5	204.5
Wheelbase	118.7	130.7
Width	78.9	78.9
Height	69.3 (J-10) 69.9 (Honcho)	69.1 (J-10) 73.7 (J-20)
Tread (front/rear)	63.3/63.8 (J-10) 65.4/64.9 (Honcho)	63.3/63.8 (J-10) 64.6/65.9 (J-20)
Overhang (front/rear)	29.9/43.9	29.9/43.9
Min. Ground Clearance	7.7 (J-10)	7.7 (J-10)
Tailgate Opening Turning Diameter (R. curb to curb)	8.6 (Honcho) 57.2	9.1 (J-20) 57.2
Cargo Box Volume (cu. ft.)	40.6 (J-10) 41.2 (Honcho)	44.5 (J-10) 44.5 (J-20)
Cargo Floor Length	67.0	76.6
	83.6	95.6
Interior		
Head Room	40.2	40.2
Leg Room	38.8	38.8
Hip Room	60.5	60.5
Shoulder Room	58.3	58.3

Pickup

Pickup Engine Availability

Engine	Carb. Type	Comp. Ratio	Bore & Stroke	STD./OPT. J-10	J-20
250 CID Six	2-bbl.	8.0:1	3.75"/3.90"	STD.*	N.A.
350 CID V-8	2-bbl.	8.25:1	4.08"/3.44"	OPT.*	STD.*
360 CID V-8	4-bbl.	8.25:1	4.08"/3.44"	OPT.	OPT.
401 CID V-8	4-bbl.	8.3:1	4.17"/3.68"	OPT.	OPT.

Features: For 1977, 6-cylinder engine has redesigned combustion chambers to increase efficiency, minimize spark knock. All Pickup standard and optional engines utilize efficient overhead valve configurations, lightweight compact engine block castings and improved intake and exhaust flow designs for economical performance, greater durability and long engine life.

*Not available in state of California (360 4-bbl. std. in California).

Pickup Specifications

Axle, Front:	Full floating open-end type; GAW rating—(J-10) 3200 lbs.; (J-20) 3500 lbs.
Axle, Rear:	Type—(J-10) semi-floating, (J-20) full floating. GAW rating—(J-10) 3200 lbs.; (J-20) 4090 lbs. (6800 GVW), 4700 lbs. (7500 GVW), 5500 lbs. (8400 GVW). Standard—front, power disc; 12" (J-10), 12 $\frac{1}{2}$ " (J-20); rear, drum type 11" x 2" (J-10), 12" x 2 $\frac{1}{2}$ " (J-20).
Brakes:	Standard—front, power disc; 12" (J-10), 12 $\frac{1}{2}$ " (J-20); rear, drum type 11" x 2" (J-10), 12" x 2 $\frac{1}{2}$ " (J-20).
Clutch:	Diameter—(J-10) 10 $\frac{1}{2}$ " (J-20) 11"; area—(J-10) 106 $\frac{1}{2}$ sq. in., (J-20) 111 sq. in.
Fuel Tank:	Capacity—19 gallons.
Glass Area:	Total—2682.5 sq. in.
Gross Vehicle Weight:	(J-10) 6025 lbs.; (J-20) 6400 lbs.
Springs:	Wide variety of springs available. Consult your dealer for those best suited to your choice of vehicle and the type of work it will be doing.
Steering:	Standard—recirculating ball type (24 to 1 ratio); optional—variable ratio power steering.
Transfer Case:	Standard—2-speed Dana 20. Low range provides 2:1 gear reduction in low speed. Optional—Quadra-Trac full-time automatic 4-wheel-drive system.
Transmission:	Standard—fully synchronized 3-speed manual, floor-mounted shift lever. Optional—Turbo Hydra-Matic (column-mounted shift lever); 4-speed manual (floor-mounted shift lever).
Tires:	Standard size—(J-10) H-78 x 15-B (6025 GVW); (J-20) 6.00 x 16.5-D (6800 GVW), 6.50 x 16.5-D or 7.50 x 16-E (7500 & 8400 GVW). (For tire options, see page 31.)
Wheels:	Five, (J-10) 6-bolt design, 15" x 6" (J-20) 8-bolt design, 16 $\frac{1}{2}$ " x 6" rims (forged aluminum and styled steel wheels on J-10).




250 CID 2-bbl. 6-cylinder engine (J-10)



Electronic ignition



Energy-absorbing steering column



Rugged Pickup chassis

1977 Jeep



Froo wheeling boot hubs



10 steering wheel



Air conditioner, AM/FM stereo radio, electric clock



Levi's® interior



CB radio



Sports steering wheel



401 CID V-8 engine



Locking gas cap



Bumper guards



Truck topper



Quadra-Trac™ with automatic transmission



Strobe lights



Back-up alarm

Pickup



Aluminum cargo cap



Splash guards



Sliding rear windows




Tonneau cover



Snow Boss package



Low profile mirror



Winches



Rear step bumper

Options & Accessories

Performance—Quadra-Trac® and automatic transmission, V-8 engines (360 CID 2- and 4-bbl., 401 CID 4-bbl.) • Turbo Hydra-Matic automatic transmission • 4-speed manual transmission

Air Conditioning—Year-round comfort in any season.

Appearance—Honcho Package (J-10 short wheelbase) includes: distinctive "Honcho" body and pickup box striping in gold, black and white over choice of five exterior colors, 10-15 "Tracker A-T" tires with raised white letters on 8-inch styled steel wheels, interior of blue Levi's® fabric, blue floor carpeting, blue sports steering wheel, brass grille work, rear step bumper • New J-10 Wide-Wheel Pickup includes 10-15 "Tracker A-T" tires with raised white letters on 8-inch styled steel wheels • Custom Package includes: bench seat trimmed in pleated Sport Knit vinyl (four color choices) or optional bucket seats with center armrest trimmed in Wellington vinyl (five color choices), woodgrain instrument panel overlay and bright interior accents, chrome front bumper, bright exterior moldings, dual horns, locking glove box, cigarette lighter • Pioneer woodgrain exterior trim panels • Color-keyed carpeting • Sports steering wheel • Soft-feel sports steering wheel • Forged aluminum wheels • Wheel covers • Hub caps (J-20).

Audio/Communications—AM radio • AM/FM stereo radio; full, rich stereo sound from flush-mounted door speakers • Citizen's Band radio.

Convenience—Convenience Group includes: Dual low profile

mirrors, visor vanity mirror, electric clock • Tilt steering wheel • Power steering • Rear step bumper • Light Group includes: lights for pickup box, glove box, ashtray, courtesy lights beneath instrument panel • Low profile mirrors • Cruise Control • Sliding rear window.

Heavy Duty—Camper Package (J-20) includes heavy-duty battery and alternator, heavy-duty cooling system, sliding rear window, low profile mirrors • Heavy-duty springs • Heavy-duty shocks • Heavy-duty cooling system for hot climates, heavy work loads, trailer towing • Heavy-duty alternator • Heavy-duty battery • Cold Climate Group: engine block heater, heavy-duty alternator, heavy-duty battery • Locking hubs • Rear Trac-Lok differential • Steel-belted radial ply tires for improved traction, longer mileage (J-10).

Protection—Aluminum cargo cap • Door edge guards • Bumper guards, bumper nerf strips • Fuel tank skid plate • Ventshades • Locking gas cap.

Working equipment—Snow Boss Package includes: 90-inch moldboard plow, hydraulic cylinders for power angling and lifting, electric control switches and wiring, plow lights and special decals • Winches, mechanical or 12-volt electrical types, 8000 lb. capacity.

Trailing—(See pages 32-33 for complete trailer towing requirements and recommendations for all Jeep vehicles.) In addition to the options and accessories listed here, your Jeep dealer can show you many more in his 1977 Jeep Vehicle Special Equipment and Accessories Catalog.

Jeep® wrote the book

QUADRA-TRAC®
With this exclusive
Jeep feature,
you've got everything
going for you.

Quadra-Trac is completely automatic 4-wheel drive. No more shifting levers. No more getting out in rain, snow or mud to lock wheel hubs. No special training or practice required. Even a person who has never driven a 4-wheel drive vehicle before becomes "an expert" with Quadra-Trac.

Quadra-Trac beats conventional 4-wheel-drive systems because Quadra-Trac does all the work—shifts the driving force (torque) to the axle that needs it most, front wheels, rear wheels, or both.

Let's assume you're driving in bad weather or in an off-road situation. You begin to lose traction in one or more wheels and you're likely to get stuck or skid. Quadra-Trac—with its unique controlled-slip differential—reacts by automatically distributing engine torque to the axle that has the most traction. These wheels can push or pull the vehicle out of the tough spot and you're on your way just as if nothing had happened.

Quadra-Trac offers you all of these important advantages:

- Better control, improved handling and all-round stability.
- Greater driving confidence and assurance on bad roads and slippery surfaces, in crosswinds and turbulence, in all off-road situations.
- Smooth operation. It's effortless and so quiet you'd never know it was working.
- Quadra-Trac is ideal for trailering, especially when driving up steep grades or in crosswinds.




on 4-Wheel Drive

Available as an option on every 1977 Jeep model from CJ-7 through Pickup—it's standard on Wagoneer, of course—Quadra-Trac with automatic transmission makes 4-wheel driving completely


enjoyable because it's completely automatic. Ask your Jeep dealer for a Quadra-Trac demonstration. It's the easiest way to go in "Jeep Country!"



Rear wheels on slippery surface? Quadra-Trac automatically directs power to front wheels to pull you off.



Front wheels stuck in mud? Quadra-Trac automatically directs power to rear wheels to push you out or back you up out of mud.



Driving on slippery wet road? Quadra-Trac automatically distributes traction to all four wheels for greater stability.

JEEP TIRE OPTIONS

- A  **Steel-Belted Radials**
A tough combination of road gripping traction, stability and puncture protection. Plus long tire mileage and fuel economy.
- B  **Custom Power Cushion Polyglas & Power Cushion "78"**
In black wall and white wall respectively, both tires offer super traction, superb steering and road stability.
- C  **Steel-Belted Radial Mud & Snow**
All the benefits of steel belted radial tires—long tire mileage, excellent stability and handling—plus the extra traction in snow and mud of this aggressive tread pattern.
- D  **Suburbanite Polyglas and Suburbanite XG Polyglas**
Designed for strength this triple tempered polyester cord tire gives super pulling power in mud or snow.
- E  **Cushion Miller**
Made with Tufsyn, the toughest, strongest wearing rubber ever used in Goodyear truck tires. The Cushion Miller RV is designed for stability and resistance to side sway.
- F  **Custom Xtra Grip**
A high performance, traction tire with wide lugs for extra pulling power in ice and snow.
- G  **"Tracker A-T" Tires**
A wide, all-terrain, all-weather tire designed for durability and rugged 4-wheel drive use. Tread pattern delivers quiet, smooth operation on highway while giving excellent traction off-road. Raised white letters. (Wheel size: 15 x 8.)





	CJ-5-CJ-7	CHEROKEE	WAGONEER	J-10 PICKUP	J-20 PICKUP
Rim size (in.)	6.50 (8.50 with styled steel wheels)	6.00 (7.00 with aluminum, 8.00 with styled steel wheels)	6.00 (7.00 with aluminum, 8.00 with styled steel wheels)	6.00 (7.00 with aluminum, 8.00 with styled steel wheels)	6.00, 6.50 and 6.75
Tire					
A	HR78A15, 1/2 ply, W/W	HR78A15, 1/2 ply, W/W	HR78A15, 1/2 ply, W/W	HR78A15, 1/2 ply, W/W	N/A
B	FR78A15, 4 ply, 8-W(1) HR78A15, 4 ply, W/W	HR78A15, 4 ply, 8-W(1) & W/W	HR78A15, 4 ply, 8-W(1) & W/W	HR78A15, 4 ply, 8-W(1) & W/W	N/A
C	HR78A15, W/W	HR78A15, W/W	HR78A15, W/W	HR78A15, W/W	N/A
D	HR78A15, 2/4 ply	HR78A15, 2/4 ply	HR78A15, 2/4 ply	HR78A15, 2/4 ply	N/A
E	N/A	N/A	N/A	N/A	8.00(15.5, 8 ply, 8-W(1)) 7.50 x 14.5, 8 ply
F	N/A	N/A	N/A	N/A	8.00(15, 8 ply, 8-W
G	5-15 Tracker A-T (RM, G)	10-15 Tracker A-T (RM, G)	N/A	10-15 Tracker A-T (RM, G)	N/A

(1) Standard tire.
(2) Standard on Renegade.
(3) Standard on wide-track Cherokee and Wrangler.
Unless otherwise indicated, tires are available in both white wall and black wall.

1977 Jeep Trailer Towing/Camper







Wagoner

Trailer Towing with Jeep Cherokee and Wagoner	Trailer specifications			
				
Class	I	II	III	IV
Maximum loaded trailer weight	2,000	3,500	5,000	7,500
Tongue load limit	200	300	750	750
Package includes	Medium duty			Heavy duty
Extra-duty cooling package	•	•		
Heavy-duty flasher	•	•		
Trailer wiring harness (2-wire)	•	•		
Heavy-duty trailer wiring harness (3-wire)			•	
Frame reinforced bolts	•	•		
Equipping hitch receptacle			•	•
7.3 amp. hi. battery			•	•
Heavy-duty alternator			•	•
Extra-duty springs & shocks front and rear			•	•
Required minimum equipment				
Engine	360 200i V8 (Opt. Cherokee)	360 200i V8 (Opt. Cherokee)	360 200i V8 (Opt. Cherokee)	360 200i V8 (Opt. Cherokee)
Transmission/Transfer case	Automatic w/Quadra-Trac (Opt. Cherokee)	Automatic w/Quadra-Trac (Opt. Cherokee)	Automatic w/Quadra-Trac (Opt. Cherokee)	Automatic w/Quadra-Trac (Opt. Cherokee)
Brakes	Power front disc S&S	Power front disc S&S	Power front disc S&S	Power front disc S&S
Cargo Area	Cargo Area Carpet and Insulation Pad	Cargo Area Carpet and Insulation Pad	Cargo Area Carpet and Insulation Pad	Cargo Area Carpet and Insulation Pad
Steering	Variable Ratio Power (Opt. Cherokee)	Variable Ratio Power (Opt. Cherokee)	Variable Ratio Power (Opt. Cherokee)	Variable Ratio Power (Opt. Cherokee)
Tires—H78 x 15.5-B load range	S&S	S&S	Heavy-duty (Opt.)	Heavy-duty (Opt.)
Front stabilizer bar	S&S	S&S	Opt.	Opt.
Winch	None	None	equipping	equipping
Front and rear springs	S&S	S&S	Heavy-duty (Opt.)	Heavy-duty (Opt.)
Front and rear shocks	S&S	S&S	Heavy-duty (Opt.)	Heavy-duty (Opt.)
Coilover	Extra-duty (Opt.)	Extra-duty (Opt.)	Extra-duty (Opt.)	Extra-duty (Opt.)
Alternator	S&S	S&S	Heavy-duty (Opt.)	Heavy-duty (Opt.)
Batteries	S&S	S&S	70 amp-hr. (Opt.)	70 amp-hr. (Opt.)
Anti-Roll	3.07 (S&S)	3.07 (S&S)	3.54 (1 (Opt.)	3.54 (1 (Opt.)
Recommended additional equipment				
Quadra-Trac with low range			•	•
Anti-Roll w/ 3.54-1	•	•		
401-400i V8			•	•
401-400i V8			•	•



J-20

Camper or Jeep Townside Pickup				
Camper Type	Low-profile cargo van	Slide-in	Cab-over	Cab-over with rear overhang
Traverse height	2.35	2.20	2.20	2.20
Camper body length	6.8 ft.	8 ft.	8 ft.	11 ft.
Gross Vehicle Weight requirement	6,025 lbs.	4,800 lbs.	7,400 lbs.	8,400 lbs.
Gross Axle Weight Rating Front	3,200 lbs.	3,500 lbs.	3,500 lbs.	3,500 lbs.
Rear	3,200 lbs.	4,000 lbs.	4,700 lbs.	5,500 lbs.
Required optional equipment				
Engine	360 200i V8 (Std.)	360 200i V8 (Std.)	360 200i V8 (Std.)	360 200i V8 (Std.)
Engine cooling	Extra-duty*	Extra-duty*	Extra-duty*	Extra-duty*
Transmission	4-sp. or automatic w/Quadra-Trac	4-sp. or automatic w/Quadra-Trac	4-sp. or automatic w/Quadra-Trac	4-sp. or automatic w/Quadra-Trac
Steering	Variable ratio power	Variable ratio power	Variable ratio power	Variable ratio power
Alternator	Heavy-duty*	Heavy-duty*	Heavy-duty*	Heavy-duty*
Battery	70 amp. Tr.*	70 amp. Tr.*	70 amp. Tr.*	70 amp. Tr.*
Shocks, front and rear	Heavy-duty	Heavy-duty	Heavy-duty	Heavy-duty
Springs			Heavy-duty rear (1800 S&S)	Heavy-duty rear (1800 S&S)
Stabilizer bar	Front	Front	Front	Front
Tires	H78 x 15-B	7.50 x 16-C 8.00 x 15.5-B	7.50 x 16-C 8.50 x 16.5-B	7.50 x 16-C 8.50 x 16.5-B
Recommended optional equipment				
Engine	360 200i V8	401 400i V8	401 400i V8	401 200i V8
Engine cooling	Extra-duty	Extra-duty	Extra-duty	Extra-duty
Transmission	4-sp. or automatic w/Quadra-Trac	4-sp. or automatic w/Quadra-Trac	4-sp. or automatic w/Quadra-Trac	4-sp. or automatic w/Quadra-Trac
Brakes	power front disc (Std.)	Power front disc (Std.)	Power front disc (Std.)	Power front disc (Std.)
Alternator	Heavy-duty	Heavy-duty	Heavy-duty	Heavy-duty
Battery	70-amp	70-amp	70-amp	70-amp
Sliding rear window*	•	•	•	•
Mirror arm extensions*	•	•	•	•
Dual low profile mirrors*	•	•	•	•
Auxiliary fuel tank	•	•	•	•
Air conditioning	•	•	•	•
Dual electric horns	•	•	•	•
Custom or Pioneer packages	•	•	•	•

*Included in Camper Special Package (3600 GVW).

Recommendations & Requirements



CJ-5

Wherever you want to go in "Jeep Country," whatever you want to do with a trailer or camper, you'll go easier and have more fun with a 77 Jeep vehicle out in front.

To begin with, you have all of these Jeep advantages:




- Dependable 4-wheel drive traction.
- Low vehicle profile for greater road stability.
- Easy loading heights, easier for coupling and uncoupling.
- Rugged suspension—built to take it over the long haul.
- High ground clearance, short overhang front and rear.

Add to these natural attributes the specific equipment of Jeep Special Trailer Towing Packages and you have a combination that's hard to top whatever trailer class or camper type you choose. Presented here for your reference are the requirements and recommendations for all Jeep vehicles from CJ to Pickup. For specific details, see your Jeep dealer. He'll be happy to help you select and equip a vehicle exactly suited to your requirements and designed to deliver all around satisfaction wherever your travels take you.



Cherokee "S"

Trailer Towing with Jeep CJ-5 & CJ-7

Trailer specifications			
Class	I	II	III*
Maximum loaded trailer weight	2,000	3,500	5,000
Tongue load limit	200	300	250
Required equipment	Frame or Draw bar	Equalizing	Equalizing
Winch			
Recommended equipment			
Engine	218 260i V6 (Opt.)	204 202i V6 (Opt.)	204 202i V6 (Opt.)
Cooling	Std.	Extra-duty (Opt.)	Extra-duty (Opt.)
Transmission	Std.	Std.	Std.
Rear axle ratio	3.54:1	4.09:1 (Opt.)	4.09:1 (Opt.)
Steering	Constant ratio power (Opt.)	Constant ratio power (Opt.)	Constant ratio power (Opt.)
Brakes	Std.	Power (Opt.)	Power (Opt.)
Alternator	Std.	Heavy-duty	Heavy-duty
Battery	Std.	70 amp/hr.	70 amp/hr.

*Jeep CJ-5 & CJ-7 not recommended for towing Class III trailers at highway speeds.




1977 Jeep Vehicle Design Weight Capacities (in pounds)

Model	Gross Vehicle Weight Rating	Gross Axle Weight Rating Front	Gross Axle Weight Rating Rear
CJ-5	2750*	2000	2700
CJ-7	2750*	2000	2700
CHEROKEE	6025	3215	3215
WAGONEER	6025	3215	3215
1-10 PICKUP	6025	3200	3200
1-20 PICKUP	6800	3200	4200
	7900	2900	4700
	8400	2900	5200

*1500 is standard with hardtop, optional for open body or soft-top models.

Caution: Never overload your vehicle beyond these design capacities. Jeep Corporation cannot be responsible for brake performance if the Jeep vehicle and trailer hydraulic brake systems are in any way connected. A separate brake system for all trailers weighing over 1,000 pounds gross is recommended. (State laws should be checked for trailer brake requirements.)

Trailer Towing with Jeep Pickup

Trailer specifications						
Model	1-10 & 1-20	1-10 & 1-20	1-10 & 1-20	1-10 & 1-20	1-20	1-20
Class	I	II	III	IV	5th Wheel	5th Wheel
Maximum loaded trailer weight	2,000	3,500	5,000	3,000*	7,000*	7,000*
Tongue load limit	200	300	750	3,000*	1,450*	1,450*
Required minimum equipment	Frame or rear stop bumper	Frame or rear stop bumper	Equalizing	Equalizing	5th wheel mounted	5th wheel mounted
Winch						
Cooling	Extra-Duty (Opt.)					
Alternator	Std.	Std.	Heavy-duty (Opt.)	Heavy-duty (Opt.)	Heavy-duty (Opt.)	Heavy-duty (Opt.)
Battery	Std.	Std.	70 amp/hr. (Opt.)	70 amp/hr. (Opt.)	70 amp/hr. (Opt.)	70 amp/hr. (Opt.)
Engine	360 2 601 V6 (Opt. 1-10)					
Axle ratio 1-10	3.54 (Std.)	3.54 (Std.)	4.09 (Opt.)	4.09 (Opt.)	4.09 (Opt.)	4.09 (Opt.)
1-20	3.73 (Std.)	3.73 (Std.)	3.73 (w/401)	3.73 (w/401)	3.73 (w/401)	3.73 (w/401)
Steering	Variable ratio power (Opt.)					
Brakes	Power front disc (Std.)					
Front and rear springs	Std.	Std.	Heavy-duty (Opt.)	Heavy-duty (Opt.)	Heavy-duty (Opt.)	Heavy-duty (Opt.)
Front and rear shocks	Std.	Std.	Heavy-duty (Opt.)	Heavy-duty (Opt.)	Heavy-duty (Opt.)	Heavy-duty (Opt.)
Tires	2.00 8.00 x 15.5 "B" load range	Std.	Std.	Std.	Std.	Std.
	1-20 8.00 x 15.5 Cushion Tread	Std.	Std.	Std.	Std.	Std.
Recommended equipment	I	II	III	IV	5th Wheel	5th Wheel
360-601 V6						
401-496 V8						
Transmission	Automatic w. Quadra-Trac	(Opt.)	(Opt.)	(Opt.)	(Opt.)	(Opt.)
4-speed manual						
70 amp/hr. battery						
Heavy-duty alternator						
Quadra-Trac with low range						
Axle ratio 4.09:1						

*1-20 (8-400). Maximum loaded trailer weight 10,000 lbs. Tongue load limit 1,200 lbs. for conventional rear-mounted trailer. Tongue load limit 2,850 lbs. for bed-mounted 5th wheel trailer.

1977 Jeep Color &

The color chips and fabric swatches reproduced on these pages give you an idea of the great range of choice you have in selecting the exterior color and interior trim for your new Jeep vehicle. And, attractive as they are, they're every bit as durable.

Before making your choice, see your Jeep dealer's Information Center with actual samples of the paint and fabrics we've illustrated here. You'll find, to your delight, that nothing can match the real thing.



MOCHA BROWN METALLIC
(N.A. Chief Pkg., Honcho Pkg.)



SAND TAN
(N.A. Honcho Pkg.)



LORDEN GREEN METALLIC
(N.A. Chief Pkg., Honcho Pkg.)



TAWNY ORANGE
(N.A. Honcho Pkg.)



FIRECRACKER RED



AUTUMN RED METALLIC
(N.A. Honcho Pkg.)



ALPINE WHITE



SUNSHINE YELLOW
(N.A. Honcho Pkg.)



PEWTER GRAY METALLIC
(N.A. Honcho Pkg.)



BRILLIANT BLUE
(N.A. Wagoneer, Pioneer Pkg.)



MIDNIGHT BLUE METALLIC
(N.A. Chief Pkg.)



CLASSIC BLACK
(N.A. Chief Pkg.)

This folder does not constitute an offer or commitment to sell. In order that product improvements may be made at any time, specifications and other data are subject to change without notice. Jeep vehicles meet or exceed all applicable Federal Motor Vehicle Safety Standards at time of manufacture. Some of the Jeep vehicles shown and described in this brochure have optional equipment, available at extra cost. See your authorized Jeep dealer for prices and model availability for this optional equipment. Jeep Corporation does not make the camper bodies or trailers illustrated on these pages. Nor does Jeep Corporation do the conversion work illustrated. But your Jeep dealer should know who the manufacturers are and can help you select camper units and the right Jeep vehicle to fit your budget and your travel plans.

JEEP, CHEROKEE, QUADRA-TRAC, RENEGADE, WAGONEER, PIONEER, and HONCHO are trademarks of Jeep Corporation.

From a subsidiary of American Motors Corporation.

Pub. #7-5424-835-01

Litho U.S.A.

Fabric Selections



Wellington Vinyl
(Std. C.)



Lexington Stripe Vinyl
(Std. Cherokee, Pickup)



Wellington Vinyl*
(Opt. Cherokee, Pickup)



Brampton Plaid Fabric
(Opt. Wagoneer)



Rallye Vinyl
(Std. Wagoneer)



Sport Knit Vinyl
(Opt. Pickup)



Wellington Vinyl
(Std. C.)



Lexington Stripe Vinyl
(Std. Cherokee, Pickup)



Wellington Vinyl*
(Opt. Cherokee, Pickup)



Brampton Plaid Fabric
(Opt. Wagoneer)



Rallye Vinyl
(Std. Wagoneer)



Sport Knit Vinyl
(Opt. Pickup)



Levi's Vinyl
(Opt. Included in Renegade Plg.)



Lexington Stripe Vinyl
(Std. Cherokee, Pickup)



Wellington Vinyl*
(Opt. Cherokee, Pickup)



Brampton Plaid Fabric
(Opt. Wagoneer)



Rallye Vinyl
(Std. Wagoneer)



Sport Knit Vinyl
(Opt. Pickup)



Levi's Vinyl
(Opt. Included in Renegade Plg.)



Levi's Fabric
(Opt. Cherokee, Pickup)



Wellington Vinyl*
(Opt. Cherokee, Pickup)



Brampton Plaid Fabric
(Opt. Wagoneer)



Rallye Vinyl
(Std. Wagoneer)



Sport Knit Vinyl
(Opt. Pickup)

*Seats are available in colors shown—or all-white—
with matching interiors of tan, blue, black or berry.



 **Jeep**®