

1982 *Jeep Wagoneer*



Wagoneer Limited



Wagoneer Brougham (Two Tone)



Wagoneer Custom




Wagoneer Brougham (above)

Wagoneer Limited (below)




Jeep Wagoneer... the ultimate wagon.



Limited Leather Interior



Cargo Area (rear seat removed)



Power Windows and Door Locks



Power Sun Roof

Wagoneer sounds like just what American families need...a full size wagon, lots of luxury, good mileage,* plus the traction, the stability, the all weather security of famous Jeep® 4-wheel drive.

Those are the positive features that have made Wagoneer the carefully considered choice of thousands of families. But Wagoneer is much more. It is a unique machine, in a class by itself, blending the virtues of a rugged, go anywhere, anytime on-road/off-road vehicle with the ride, comfort, convenience and elegant appointments of full-size luxury cars or 2WD wagons.

Wagoneer is indeed the ultimate wagon. From the Custom, right on through the elegant Limited it is an exceptionally complete vehicle considerate of family comfort and security.

Custom Wagoneer

When other full-size wagons go into their list of options the Custom Wagoneer standard features are still going strong. Custom Wagoneer features power steering and brakes • 15" x 7" P225/75R15 Goodyear Viva radials • Full wheel covers • Full width front and rear bench seat trimmed in Cara grain vinyl • Full carpeting in passenger and cargo areas • Protective cargo area mat • Color-keyed front and rear seat belts • Bodyside molding and bright window and tailgate trim • Chrome grille insert • Front stabilizer bar and steering damper • Fuel tank and transfer case skid plates • Electronic ignition

Wagoneer Brougham

Brougham includes everything the Custom Wagoneer offers plus additional trim and convenience items that take it far beyond conventional 2WD offerings: Coventry Cloth (or Deluxe Grain vinyl) front and rear bench seats in Beige, Blue, Black or Nutmeg • Custom door trim panels • Woodgrain instrument cluster and steering wheel trim • Soft headliner • Power tailgate window • Extra quiet insulation • Argent painted/styled steel wheels with stainless steel trim rings • Bright door and quarter window frames •

Bright lower tailgate molding • Wood-grain bodyside rub strip • Light Group: Cargo area, courtesy, glove box, ashtray, visor vanity and map lights • Convenience Group: Underhood light, lights-on buzzer, digital clock • Visibility Group: Right and left outside remote mirrors, intermittent wipers, Halogen headlamps

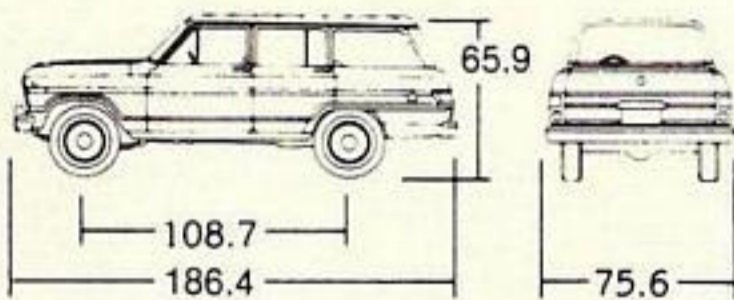
Wagoneer Limited

This is America's most completely equipped, elegantly appointed full-size 4WD wagon. In addition to the equipment described for the Custom Wagoneer, the incomparable Limited includes: Full body-side and tailgate woodgrain treatment with vinyl surround moldings • Special luggage rack with woodgrain side rail inserts • Bright drip rails • "Limited" nameplates • 15" x 7" forged aluminum wheels • P225/75R15 Goodyear Arriva WSW steel radials • An available special two-tone paint treatment • Special interior trim including: Front bucket seats, rear bench seat trimmed in leather and cloth in Beige or Nutmeg; Matching leather trimmed center armrest; door trim panels trimmed in Beige or Nutmeg Cara-grained vinyl; Woodgrain trim on doors, steering wheel, lower instrument panel and armrests; Special carpeting in the passenger and load areas; Leather-wrapped steering wheel • Air conditioning • Tinted glass • Cruise Control • Tilt steering wheel • AM/FM stereo radio and Premium Audio System • Power windows and door locks • Power driver and front passenger seat • Power tailgate • Electric remote control outside mirrors • Retractable cargo area cover • Front and rear bumper guards and nerf strips • Convenience Group, Light Group, Visibility Group (see description in Brougham package)

For complete review of Jeep Wagoneer standard features and options, trim levels and exterior color selection visit your Jeep Dealer.

*See EPA mileage estimates

Jeep Wagoneer Technical Data

Dimensions	Specifications	Engine Availability																																																																							
<p>(inches unless otherwise noted)</p> <div></div> <p>Exterior</p> <table><tr><td>Length</td><td>186.4</td></tr><tr><td>Wheelbase</td><td>108.7</td></tr><tr><td>Overall Width</td><td>75.6</td></tr><tr><td>Body Width</td><td>74.0</td></tr><tr><td>Height</td><td>65.9</td></tr><tr><td>Tread (front/rear)</td><td>59.4/57.8</td></tr><tr><td>Overhang (front/rear)</td><td>31.3/46.4</td></tr><tr><td>Min. ground clearance</td><td>7.7</td></tr><tr><td>Tailgate opening width</td><td>54.9</td></tr><tr><td>Turning diameter, Curb to curb (feet)</td><td>37.7</td></tr></table> <p>Interior</p> <table><tr><td>Head room (front/rear)</td><td>38.0/37.2</td></tr><tr><td>Leg room (front/rear)</td><td>41.6/37.0</td></tr><tr><td>Hip room (front/rear)</td><td>60.5/60.9</td></tr><tr><td>Shoulder room (front/rear)</td><td>58.3/58.3</td></tr><tr><td>Cargo volume (cu. ft.)</td><td>95.1*</td></tr></table> <p>*Rear seat removed.</p>	Length	186.4	Wheelbase	108.7	Overall Width	75.6	Body Width	74.0	Height	65.9	Tread (front/rear)	59.4/57.8	Overhang (front/rear)	31.3/46.4	Min. ground clearance	7.7	Tailgate opening width	54.9	Turning diameter, Curb to curb (feet)	37.7	Head room (front/rear)	38.0/37.2	Leg room (front/rear)	41.6/37.0	Hip room (front/rear)	60.5/60.9	Shoulder room (front/rear)	58.3/58.3	Cargo volume (cu. ft.)	95.1*	<table><tr><td>Axle, front</td><td>Full floating open-end GAWR: 3200 Lbs.</td></tr><tr><td>rear</td><td>GAWR: 3200 lbs.</td></tr><tr><td>Brakes</td><td>New low-drag power disc front (12" rotor); rear drum (11" x 2")</td></tr><tr><td>Fuel tank capacity</td><td>20.3 (approx.) gallons (w/skid plate)</td></tr><tr><td>4WD system</td><td>Part-time with manual free-wheeling front hubs (standard on Custom), Quadra-trac full-time automatic (standard on Limited)</td></tr><tr><td>Glass Area</td><td>5142.5 sq. in.</td></tr><tr><td>Gross vehicle weight</td><td>6200 lbs.</td></tr><tr><td>Springs, front</td><td>6 leaf 210 lbs./in. rate std.</td></tr><tr><td>rear</td><td>5 leaf 165 lbs./in. rate std.</td></tr><tr><td>Steering</td><td>Variable ratio, power</td></tr><tr><td>Transmission</td><td>Fully synchronized 4-speed manual floor shift (standard on Custom), automatic (standard on Limited, optional on Custom), 5-speed manual floor mounted transmission w/overdrive avail. (Part-time 4WD only)</td></tr><tr><td>Tires</td><td>P225/75R15 BSW Viva fiberglass radials (Wagoneer Custom), P225/75R15 WSW, Arriva Steel radials (Limited). Temporary use polyspare.</td></tr><tr><td>Wheels</td><td>15 x 6 six-bolt, 5.5" circle standard; four 15 x 7 six-bolt, 5.5" circle forged aluminum wheels std. Wagoneer Limited (optional on Wagoneer)</td></tr></table>	Axle, front	Full floating open-end GAWR: 3200 Lbs.	rear	GAWR: 3200 lbs.	Brakes	New low-drag power disc front (12" rotor); rear drum (11" x 2")	Fuel tank capacity	20.3 (approx.) gallons (w/skid plate)	4WD system	Part-time with manual free-wheeling front hubs (standard on Custom), Quadra-trac full-time automatic (standard on Limited)	Glass Area	5142.5 sq. in.	Gross vehicle weight	6200 lbs.	Springs, front	6 leaf 210 lbs./in. rate std.	rear	5 leaf 165 lbs./in. rate std.	Steering	Variable ratio, power	Transmission	Fully synchronized 4-speed manual floor shift (standard on Custom), automatic (standard on Limited, optional on Custom), 5-speed manual floor mounted transmission w/overdrive avail. (Part-time 4WD only)	Tires	P225/75R15 BSW Viva fiberglass radials (Wagoneer Custom), P225/75R15 WSW, Arriva Steel radials (Limited). Temporary use polyspare.	Wheels	15 x 6 six-bolt, 5.5" circle standard; four 15 x 7 six-bolt, 5.5" circle forged aluminum wheels std. Wagoneer Limited (optional on Wagoneer)	<table><tr><th>Engine</th><th>Carb.</th><th>Comp. Ratio</th><th>Bore & Stroke</th><th>Avail.</th></tr><tr><td>258 CID Six</td><td>2-bbl.</td><td>8.3:1</td><td>3.75" x 3.90"</td><td>std.</td></tr><tr><td>360 CID V-8*</td><td>2-bbl.</td><td>8.25:1</td><td>4.08" x 3.44"</td><td>opt.</td></tr></table> <p>*Not available in California.</p> <p>Jeep engines utilize overhead valve configuration, lightweight, compact engine block castings and ambient air intake system for improved engine performance, greater durability and longer life.</p> <p>1982 EPA Mileage Estimates</p> <p>25 Hwy. Est. MPG, 18 EPA Est. MPG *</p> <p>*Use these figures for comparison. Your results may differ due to driving speed, weather, or trip length. Actual highway mileage will be less. 1982 EPA estimates for California are 24 HWY EST MPG, 18 EPA EST MPG</p>	Engine	Carb.	Comp. Ratio	Bore & Stroke	Avail.	258 CID Six	2-bbl.	8.3:1	3.75" x 3.90"	std.	360 CID V-8*	2-bbl.	8.25:1	4.08" x 3.44"	opt.
Length	186.4																																																																								
Wheelbase	108.7																																																																								
Overall Width	75.6																																																																								
Body Width	74.0																																																																								
Height	65.9																																																																								
Tread (front/rear)	59.4/57.8																																																																								
Overhang (front/rear)	31.3/46.4																																																																								
Min. ground clearance	7.7																																																																								
Tailgate opening width	54.9																																																																								
Turning diameter, Curb to curb (feet)	37.7																																																																								
Head room (front/rear)	38.0/37.2																																																																								
Leg room (front/rear)	41.6/37.0																																																																								
Hip room (front/rear)	60.5/60.9																																																																								
Shoulder room (front/rear)	58.3/58.3																																																																								
Cargo volume (cu. ft.)	95.1*																																																																								
Axle, front	Full floating open-end GAWR: 3200 Lbs.																																																																								
rear	GAWR: 3200 lbs.																																																																								
Brakes	New low-drag power disc front (12" rotor); rear drum (11" x 2")																																																																								
Fuel tank capacity	20.3 (approx.) gallons (w/skid plate)																																																																								
4WD system	Part-time with manual free-wheeling front hubs (standard on Custom), Quadra-trac full-time automatic (standard on Limited)																																																																								
Glass Area	5142.5 sq. in.																																																																								
Gross vehicle weight	6200 lbs.																																																																								
Springs, front	6 leaf 210 lbs./in. rate std.																																																																								
rear	5 leaf 165 lbs./in. rate std.																																																																								
Steering	Variable ratio, power																																																																								
Transmission	Fully synchronized 4-speed manual floor shift (standard on Custom), automatic (standard on Limited, optional on Custom), 5-speed manual floor mounted transmission w/overdrive avail. (Part-time 4WD only)																																																																								
Tires	P225/75R15 BSW Viva fiberglass radials (Wagoneer Custom), P225/75R15 WSW, Arriva Steel radials (Limited). Temporary use polyspare.																																																																								
Wheels	15 x 6 six-bolt, 5.5" circle standard; four 15 x 7 six-bolt, 5.5" circle forged aluminum wheels std. Wagoneer Limited (optional on Wagoneer)																																																																								
Engine	Carb.	Comp. Ratio	Bore & Stroke	Avail.																																																																					
258 CID Six	2-bbl.	8.3:1	3.75" x 3.90"	std.																																																																					
360 CID V-8*	2-bbl.	8.25:1	4.08" x 3.44"	opt.																																																																					

Vehicles illustrated in this brochure may vary slightly from actual production models. Consult your Jeep Dealer for recent product changes. This folder does not constitute an offer or commitment to sell. In order that product improvements may be made at any time, specifications and other data are subject to change without notice. Jeep vehicles incorporate thousands of different components produced by Jeep Corporation, affiliated companies and various independent suppliers. From time to time during the manufacturing process, it may be necessary to produce Jeep vehicles with different components or differently sourced components than initially scheduled. All components must meet the standards of Jeep Corporation and will provide the performance expected from Jeep vehicles. Jeep vehicles meet or exceed all applicable Federal Motor Vehicle Safety Standards at time of manufacture. Some of the Jeep vehicles shown and described in this brochure have optional equipment. Jeep®, Wagoneer®, Quadra-Trac® and Jeep Store are trademarks of Jeep Corporation. In Canada American Motors (Canada) Inc. is a licensed user.® Reg TM.

**Who knows more
about 4-wheel drive?**



**Jeep Corporation is a subsidiary
of American Motors Corporation**